



# Message and Communications: 120213 - PAG Board Meeting Materials

**Speaker Won Pat** <speaker@judiwonpat.com>  
To: Guam Legislature Clerks Office <clerks@guamlegislature.org>

Wed, Dec 4, 2013 at 11:55 AM

12/4/2013 12/2/2013 Port of Guam

Regular Meeting of the Board of Directors 32-13-1059  
Monday, December 2, 2013

----- Forwarded message -----  
From: **Margret N. Duenas** <rmnduenas@portguam.com>  
Date: Wed, Dec 4, 2013 at 11:02 AM  
Subject: 120213 - PAG Board Meeting Materials  
To: speaker@judiwonpat.com

32-13-1059  
Office of the speaker  
Judith T. Won Pat, Ed. D.  
Date: 12/04/13  
Time: 12:01 PM  
Received by: [Signature]

Hafa Adai Speaker Won Pat,

In accordance with Section 8113.1, Chapter 8, 5 GCA, the Port Authority of Guam hereby submits an electronic copy of its Board of Directors December 2, 2013 board meeting materials.

Regards - Marge

*Ufisinan I Etmás Ge'helo'Gi Liheslaturan Guåhan*  
**Office of Speaker Judith T. Won Pat Ed.D.**  
*Kumiten Idukasion yan Laibirihan Publeko*  
Committee on Education and Public Libraries & Women's Affairs

155 Hesler Place, Suite 201, Hagatna, Guam 96910  
Tel: (671) 472-3586 Fax: (671) 472-3589  
www.guamlegislature.com / speaker@judiwonpat.com

**120213.PAG.BoardMeetingMaterials.pdf**  
3915K

2013 DEC -4 PM 1:56  
[Signature]

1150



**PORT OF GUAM**  
ATURIDAT / PUETTON GUAHAN  
**Jose D. Leon Guerrero Commercial Port**  
1026 Cabras Highway, Suite 201, Piti, Guam 96925  
Telephone: 671-477-5931/35 Facsimile: 671-477-2689/4445  
Website: [www.portguam.com](http://www.portguam.com)



**Eddie Baza Calvo**  
Governor of Guam  
**Ray Tenorio**  
Lieutenant Governor

**REGULAR MEETING OF THE BOARD OF DIRECTORS**  
Jose D. Leon Guerrero Port Authority of Guam  
**Monday, December 2, 2013**  
**11:30am**

**AGENDA**

- I. CALL TO ORDER
- II. APPROVAL OF MINUTES
  - a. November 12, 2013 – Regular Board Meeting
- III. PUBLIC COMMENT:
  - a. Public Comments
  - b. Employee Comments
  - c. PAGGMA Association
- IV. GENERAL MANAGERS REPORT
- V. OLD BUSINESS
  - a. Cementon Micronesia
  - b. GEDA Loan Status
  - c. Port Modernization Program – Implementation Plan
  - d. Workers Compensation Insurance - Legislation
  - e. Gantry 3 Maintenance
- VI. NEW BUSINESS
  1. Board Tenure and Succession
  2. Citibank Account
  3. Bill No. 157-32: relative to the proceeds derived from the disposal of excess or surplus supplies and equipment that are the property of the Port Authority of Guam
  4. Capital Improvements – Facility Refurbishment: CFS Building
  5. Merit Bonus / Increment (Retirees & Inactive Employees)
  6. Gregorio D. Perez Marina Phase III
  7. Contract Award/Approval: RFP PAG-013-002 A/E Design Consulting Services
  8. Travel Authorization:
    - a. FEMA WMD RAD/NUC HazMat Tech Course, January 13, 2014, Las Vegas, Nevada
- VII. EXECUTIVE SESSION
  - a. Open Legal Issues
  - b. Personnel Matters
- VIII. ADJOURNMENT



**PORT OF GUAM**  
ATURIDAT I PUETTON GUAHAN  
**Jose D. Leon Guerrero Commercial Port**  
1026 Cabras Highway, Suite 201, Piti, Guam 96925  
Telephone: 671-477-5931/35 Facsimile: 671-477-2689/4445  
Website: [www.portguam.com](http://www.portguam.com)



Eddie Baza Calvo  
Governor of Guam  
Ray Tenorio  
Lieutenant Governor

**MINUTES OF THE  
REGULAR MEETING OF THE BOARD OF DIRECTORS  
Tuesday, November 12, 2013**

**I. CALL TO ORDER**

There being a quorum, the regular meeting of the Board of Directors was called to order at 11:50 a.m., Tuesday, November 12, 2013. Present at the meeting were:

Daniel Tydingco, Chairman – *Telephonic Participation*  
Christine Baleto, Vice Chairperson  
Shelly Gibson, Board Secretary  
Michael Benito, Member  
Joanne M.S. Brown, General Manager  
Felix R. Pangelinan, Interim Deputy General Manager  
Maria D.R. Taitano, Deputy General Manager (Admin/Finance)  
Atty. Michael Phillips, Legal Counsel

Also present were Phillips & Bordallo law office-John Bell; Cementon Micronesia-John Perez, Johnson Ma, Esther Rebadulla; Office of Senator Tom Ada-William Brennan; Francisco Santos, Sr.; KUAM-Ken Quintanilla; Marianas Variety-Aldwin Fajardo; Parsons Brinckerhoff-Jeff Peck, Rob Van Eijudhoven; MARAD-Brian Varney, Tressie Word and Port Management staff.

**II. APPROVAL OF MINUTES**

a. **October 31, 2013:** Mr. Benito made motion to approve the minutes of October 31, 2013 subject to correction. The motion was seconded by Ms. Gibson and was unanimously passed.

**III. PUBLIC COMMENT**

- a. **Public Comment:** None.
- b. **Employee Comment:** None.
- c. **PAGGMA Association:** Mr. Raymond B. Santos, Vice President of PAGGMA Association announced the schedule of the remaining port week activities which include the karaoke and chili contest as well as the dart and golf tournament. He also mentioned that the PAGGMA association Christmas party will be celebrated at the Nikko Hotel on December 14, 2013.

#### IV. GENERAL MANAGERS REPORT

The General Manager's report was provided for Board's information. Following key items of the report are as follows:

1. Notification to Matson for FY2014 for Crane Maintenance: Matson was provided with a breakdown of FY2014 budget as it relates to the maintenance of the object categories for gantry cranes 3, 4, 5, 6.

2. Notice on Asan and Aguada Rivers Bridge Rehabilitation: Department of Public Works has provided notice that along with Federal Highway Administration anticipates the rehabilitation of two bridges in 2014. The concern of the Port is whether the bridge will be able to accommodate constant activity of truck loads traversing over the bridge. Also, during construction will impact traffic as the two lane traffic will be reduced to one lane each way, impacting cargo flow to and from the Port.

3. Replacement of Bollards at Gulf Pier: Discussion was held with Mobil representatives on October 30, 2013 regarding the replacement of six bollards at Gulf Pier and two additional on land that supports Gulf Pier. An assessment will be conducted on the pier.

4. Meeting with Army Corps of Engineers (ACOE) on Agat Marina: On November 6, 2013, a meeting was held with representatives of the Army Corps of Engineers (ACOE) and had discussed issues with regards Agat marina. ACOE representatives provided a general overview with regards to ongoing projects in the Northern Marianas. As to Agat marina, it was relayed that a possible assessment will be performed to determine what can be done at the marina.

5. Port Master Plan Update: On November 6, 2013, management conducted an internal general overview on the proposed changes and modifications of the port master plan update as a result of the downsized activities related to the proposed military buildup and the organic growth needs of the Port. Upon approval by the Board, the plan will then be transmitted to the Bureau of Statistics and Plans (BSP) as outlined under Chapter 1, Title 5, GCA, specific to Sections 1205 and 1206 for the holding of public hearings. BSP will transmit recommendation to the Governor for review; thereafter, the plan will be forwarded to the Guam Legislature for final approval.

6. Ribbon Cutting Ceremony for the Phase II Gregorio D. Perez Marina Renovation & Site Improvement Project: A ribbon cutting ceremony was held on November 7, 2013 for the Phase II completion of the Gregorio D. Perez Marina renovation and site improvement project. This project was funded by the Department of Interior Office of Insular Affairs grant. Approximately 533.2 linear feet was renovated to replace existing steel sheet piles, repair walkways, new concrete walkway, new riprap and the construction of a new storm water deep sump catch basin and drainage system. The project commenced on February 2013 and was completed on October 2013 well under budget and within the timeframe.

In response to a query on whether a request has been made to the Governor regarding the reprogramming of the remaining grant funds to provide financial support to other port projects, the General Manager replied positively.

*At this time of 12:00 p.m., Chairman Daniel J. Tydingco joins in on the meeting through telephonic participation.*

## V. OLD BUSINESS

a. **Cementon Micronesia:** At this time and without objections, Mr. John Perez, Cementon representative was allowed to address the Board. Mr. Perez thanked the members and said Cementon has completed the pipeline construction and returned the pier back to Mobil. Mobil has provided Cementon with two vessel window schedule opportunity, one in late November 2013 and the other in early December 2013. Mr. Perez mentioned that logistics are currently being worked on with the shipping company as to the time schedule and any other requirements necessary for the Port. He expressed gratitude of thanks to the members with regard to this project.

b. **GEDA Loan Status:** The Deputy General Manager (Admin/Finance) said contact was made with Bank of Guam this morning as to the status of the language on the pledge of revenues and was advised that such review currently remains with Bank of Guam's counsel.

c. **Port Modernization Program-Implementation Plan:** As to the master plan update, Mr. Benito commented that aside from minor changes to be made, was comfortable with the overall port modernization plan. The General Manager said there were some updates that needed to be incorporated, but nothing substantive. The Chairman and Ms. Gibson also expressed comfort with the master plan update.

At this time and as the matter relates, the Board members entertained item 1. Board Resolution No. 2013-16 – Port Master Plan under new business.

1. **Board Resolution No. 2013-16 – Port Master Plan:** Mr. Benito pointed out that the 2013 master plan update as presented does not deviate from the original 2007 master plan update presented to the Guam Legislature back in 2008. The General Manager said the master plan basically provides general guidelines on how to proceed, and with the setback or extended timeline of the military buildup which was originally anticipated is not the reality today. She mentioned that the 2013 master plan update does not deviate from its original 2007 master plan update, but rather provides a downscale to present day reality in terms of the viability, finances and resources.

Mr. Benito made motion to approve Board Resolution No. 2013-16 relative to approving the Port Authority of Guam 2013 Master Plan Report, seconded by the Chairman. The motion was unanimously approved.

d. **Workers Compensation Insurance – Legislation:** No new developments to report on the legislation from the previous meeting, other than continued follow-ups will be made with Senator Chris Duenas. The General Manager reminded the Board that with respect to workers compensation insurance, the Port has been with coverage since October 2013.

e. **Gantry 3 Maintenance:** The Interim Deputy General Manager presented an assessment of Gantry Crane 3 for years 2011 thru present and mentioned that for a total three year period the breakdown are as follows:

- Operations hours – 3,438.50
- Container lifts – 41,524
- Maintenance expenditure – \$5,694,191.50

As a result of the assessment, it is determined that the usage versus the cost associated to maintain the crane far exceeds its actual hours of operation and performance activity and therefore, management recommends to decommission Gantry 3. However, as the Port anticipates a rail change-out to commence on April 2014 thru June 2014 would necessitate the operational use of Gantry 3 during such time period. The Vice Chairperson clarified that Gantry 3 would remain operational until the completion of the rail change-out project then afterwards Gantry 3 would be taken off-line. The Interim Deputy General Manager replied positively.

The Chairman asked for the plans in taking down Gantry 3 with respect to surveying of the equipment. The General Manager understands that earlier this year the Port Oversight Chair introduced legislation to allow the value of the surveyed equipment to go back to the Port. She mentioned the monies received from the survey could be used for continued equipment maintenance or acquisition when necessary. The Chairman agrees with management's recommendation on the decommissioning of Gantry 3 at the recommended timeline. Mr. Benito pointed out that the important factor is the Port has three POLA cranes which are sufficient to handle existing loads and any increased loads from the military buildup. He understands that the cost in the maintenance of Gantry 3 far exceeds the cost of running all three POLA cranes which does not seem practical. He wondered whether board action is necessary to provide management with clear direction on how to proceed. The Interim Deputy General Manager replied that board action is not necessary at this time. Mr. Benito expressed that management should stay on track with its recommendation in taking Gantry 3 off-line because it is expensive.

## VI. NEW BUSINESS

2. **Board Resolution No. 2013-17 – Board Member:** The Chairman made motion to approve Board Resolution No. 2013-17 relative to recognizing and appreciating Mr. Eduardo R. Iao for his contributions and service to the Port Authority of Guam as a member of the Board of Directors. The motion was seconded by Mr. Benito and was unanimously approved.

3. **Travel Authorization:**

a. **FEMA Emergency Management Institute Master Training Program, December 2-5, 2013, Maryland:** Ms. Gibson made motion to approve travel authorization for port personnel to attend the FEMA Emergency Management Institute Master Training Program, December 2-5, 2013 held in Maryland, seconded by Mr. Benito. Motion was unanimously approved.

b. **FEMA Center for Radiological / Nuclear Training, December 9-13, 2013, Las Vegas, Nevada:** Ms. Gibson made motion to approve travel authorization for port personnel to attend the FEMA Center for Radiological / Nuclear Training, December 9-13, 2013, Las Vegas, Nevada, seconded by Mr. Benito. Motion was unanimously approved.

c. **MARAD Announcement Master Plan / Congressional Ports Caucus, December 9-10, 2013, Washington DC:** Mr. Benito made motion to approve travel authorization for Board of Directors Chairman, Vice Chairperson and the Port General Manager to attend the MARAD Announcement Master Plan / Congressional Ports Caucus in December 2013. Motion was seconded by Ms. Gibson and was unanimously approved. It was noted that the travel date for December 2013 is being arranged to coordinate with the Governor's schedule.

**Legal Service Billings**


Without objections, the Chairman asked whether the Attorney General's office have responded to the legal services billings of Port legal counsel. The General Manager said a copy of the board meeting minutes where the Board approved legal service payments have been provided to the Attorney General's office. A follow-up will be made accordingly.

**VII. EXECUTIVE SESSION**

No executive session discussed.

**VIII. ADJOURNMENT**

There being no further business to discuss, it was moved by the Chairman and seconded by Mr. Benito to adjourn the meeting at 12:30 p.m. The motion was unanimously passed.

  
\_\_\_\_\_  
MARY MICHELLE GIBSON, Board Secretary, Board of Directors

APPROVED BY:

  
\_\_\_\_\_  
DANIEL J. TYDINGCO, Chairman, Board of Directors



**General Manager Report**  
**To**  
**PAG Board of Directors**

**December 2, 2013**

**General Port Operations**

**Increased Shipping Rates for Matson**

On Tuesday, November 26, 2013, Matson publicly announced an increase of \$350 per shipping container that would be transported between the West Coast to Guam. The new rates are scheduled to be implemented by January 2014. The new fees include \$275 for shipping service to the Marianas and Micronesia and an additional \$75 for handling cost at the West Coast Terminals.

The Port has not received an official notice from Matson concerning its rate increase.

**Gantry 3 Labor Maintenance with Matson**

In follow-up to the GM's September Report concerning the claim from Matson for additional charges for the labor cost for Gantry 3, the Port reviewed the invoice provided by Matson. The budget for FY 2013 provided \$700,000 for outside labor and \$250,000 for parts and materials for a total of \$950,000. The Port has determined that the additional claim from Matson amounts to \$370,306.76 for outside labor with a total of \$404,985.52. Port management is requesting the Board's approval to pay Matson's claim for additional labor cost. A memorandum has been included in the Board Member folders with a cost breakdown of the invoices for this request.

**Meetings with Parsons**

Port management met with PB Jeff Peck and his team on Tuesday, November 12, 2013 to discuss the intended projects and schedule for the week related to the design work primarily for Hotel Wharf, and the updates to the Port's Modernization Plan. Mr. Peck also held a close out meeting with Port management on Thursday, November 14, 2013.

**MOA between PAG and DPW on Cabras Island Properties**

On Wednesday, November 27, 2013, the Port GM signed the Memorandum of Agreement between the Port and the Department of Public Works related to Cabras properties under the jurisdictions of both parties. In order to finalize the completion of the Route 11 road



construction project funded by DOD/FHWA, rights -of -way issues relation to Port properties needed to be addressed. According to the agreement, DPW will “possess the roadway surface pavement structural section and lands to a depth of 24 inches . . .” In return, DPW will provide the Port “construction easements to the Port for the area identified in the Master plan update 2007 in the event the transfer is not recorded prior to MARAD awarding the Port’s Expansion Construction Contract. Both parties will determine a mutually agreeable layout of construction easements as to not impede the Port’s expansion construction.”

### **GPA request to grade and backfill Portion of Parcel 1 for Parking**

On Thursday, November 7, 2013, the Port received a letter of request from GPA General Manager Joaquin Flores to allow GPA to place additional base course material and level the existing footprint of the parking area at the GPA Cabras Power Plant. GPA has been using a portion of Port property at Parcel 1 for vehicle parking due to Critical Infrastructure Protection measures that prohibit privately owned vehicles from parking in the GPA Cabras Plant Compound. The GM spoke with GPA General Manager Joaquin Flores on Friday, November 29, 2013. Mr. Flores acknowledged the Port’s ownership of Parcel 1, the current parking lot for the Cabras facility. He reiterated that GPA only plans to apply base course to smooth over the parking area to reduce pot holes and reduce the mud that is tracked onto Route 11.

The GM asked Mr. Flores for the assistance of GPA to maintain the grass cutting on both sides of the road from the intersection of Route 1 and Route 11 near the Cabras Power plant to the area before the Truck Enforcement Screening Station. The Port currently maintains all grass cutting of the shore line roadway of Route 11 across from Cabras and the remaining areas of Route 11 leading to Family Beach.

### **Responsible Boards and Commission Education Act (P.L. 32-031)**

On Tuesday, November 26, 2013, Board Appointee Frank Santos addressed the requirements of the Responsible Boards and Commission Education Act to be versed on “procurement laws, as applicable, applicable statutes, executive orders, and rules and regulations which govern the board or commission and their respective areas of purview.” The GM met with Board Appointee Santos to review these requirements.

Board Appointee Santos was provided a binder that contained information related to the following requirements: Procurement, Ethics in Government, FOIA Request, Open Government Law, Roberts Rules of Order and other relevant information.

The GM submitted a written memorandum to the Governor on Wednesday, November 27, 2013 certifying that the requirements of his order have been met with regards to the Port Board Members.

## **KM&T**

On Monday, November 18, 2013, the GM, Deputy GM for Operations and the Commercial Manager Glenn Nelson met with the following representatives from KM&T. Present on behalf of KM&T were Mr. Albert Tsutsui, Nippon Express Group General Manager, Mitsuaki Shimazu, Nippon Express Consultant for U.S. Government Programs Advisor, Matson Team Iva Hosaka, Nippon Express Assistant Group Manager Harry Sawa, Nippon Express Air Cargo Representative and Overseas Courier Service for Guam Office President Takao Kuba and ODCMT Material Corporation Executive Vice-President Masako Tsuchya.

Representatives from KM&T has previously held a teleconference with Port representatives on October 22, 2013, to provide a status update on their companies interest to lease a portion of Parcel 1 to construct a pier that is intended to receive aggregate and cement products.

Ms. Hosaka provided the translation for Mr. Shimazu and Mr. Sawa who had previously attended a meeting with the Port on July 5, 2013. Mr. Sawa on behalf of KM&T provided a presentation on the proposed project objectives, the role of Nippon Express and the current status of the company's initiative that is still pending confirmation on the fiscal viability of the project. According to Mr. Sawa, "The primary rationale supporting the building and managing of a pier facility in Guam's M1 District is to service the receipt of construction materials for the Guam Build-up." As these details are still pending, KM&T is awaiting further determination if the build-up process is to move forward. Nevertheless, the company is still reviewing logistics and requirements related to construction, facility maintenance and labor requirements. KM&T relayed in their presentation that the company is looking to construct a deck pier and has several proposed configuration options.

Deputy GM for Operations relayed current challenges being faced by the Port with regards to F-5 that was constructed as a deck rather than a filled pier after the 1993 earthquake. He recommended that KM&T may want to re-evaluate the longevity of this type pier construction. The GM also stated that the Port is currently in the process of addressing the Service Life Extension (SLE) for F-5 as structural issues need to be addressed that will take up a substantial amount of a \$10 million dollar loan currently being pursued by the Port.

The Deputy GM informed the KM&T representatives that the company could not be in competition for services provided by the Port. The meeting concluded with KM&T relaying that they would notify the Port once a determination is made.

## **PUGG Meeting of November**

The PUGG Meeting was held on Thursday, November 21, 2013. Present on behalf of the Port was the GM, Deputy GM for Finance and Administration, Deputy GM for Operations, Operations Manager, Chief Planner, Commercial Manager, and Building Maintenance Supervisor Ray Munoz. Present on behalf of Matson was Vessel Operations Manager Tom Dillon.

Operations Manager John Santos provided an update on the demolition of Warehouse 2 that would commence after the Thanksgiving Holiday. The construction company has already completed the placement of barriers around the warehouse. He also relayed that with the construction of the new security building, he will provide notice to Port tenants concerning the micro ducting activity needed to install the security lines. Mr. Santos stated that he is still awaiting a decision from TriStar on when the company plans to address the repairs to its fuel lines that run through the yard as this will also impact traffic operations.

Mr. Dillon inquired as to the status of the main air-conditioning units in the Administration Building. He relayed that tenants have had to purchase separate split units. Mr. Nelson responded that his division is reviewing an off-set to tenants with regards to the issue. The GM relayed that she understood the concern as the Port has also incurred additional cost with the purchase of split unit air conditioners as the two main units have been down. According to Mr. Munoz the replacement units arrived in August and are awaiting installation. The GM will follow up with Building Maintenance as to the issues regarding the installation and if there is a need to contract out this project.

Mr. Santos also discussed the schedules for gantry operations and the GM provided an update on the community area renovations to include the replacement of the hallway floor that began that week.

### **Meeting with DOA on the GSA Tenda Charge Account**

On Wednesday, November 27, 2013, the GM, Deputy GM for Finance and Administration and Acting Financial Affairs Controller, Joann Conway met with DOA Director Benita Manglona and Financial Manager Goody Rosario concerning the current cap of \$15,000 per month for the Port to purchase supplies. The cost of fuel purchased by the Port can consume the monthly allocation of \$15,000 with very limited funds left to purchase other needed supplies.

The Port previously met with DOA back in March to request the lifting of \$15,000 cap and also provided a letter to the Director of DOA formally requesting that the cap be lifted.

The GM relayed that she along with the Acting Financial Affairs Controller, and General Accounting Supervisor had met Acting Deputy Financial Manager Goody Rosario and Accountant I Andy Quinata on Wednesday, March 20, 2013 to find an alternative to the current limitations placed on the procurement of supplies. However, since this time, no action has been taken to address this request.

Director Manglona relayed that she did not have an objection to the cap being lifted. The GM responded that the Port is requesting a \$50,000 supply cap to address its current needs. The GM also reiterated that the Port had already made a commitment to working with DOA on an outstanding balance of \$80,076.95 that extends back prior to 1999. The Port received a report from the DOA Accounting Office that shows a breakdown of this total and has committed to working with DOA to address resolution for these outstanding amounts.

The GM will provide an update on this matter once she receives formal notice from DOA.

## **Merit Bonus and Increment for Retirees and Inactive Employees**

In follow-up to previous Board request concerning the Merit Bonus and Increment for Retirees and Inactive Employees, the Port staff has completed the review of its records and determined that the total cost to address payment owed to 70 retirees and inactive employees totals \$191,795.00, with a total of \$183,690 for merit bonuses and \$8,105.00 for increments. According to the GM for Finance and Administration, the portion of funds appropriated for new positions approved for the FY 2014 budget, which have yet to be hired since October 2013, is recommended as a source of funding to pay for the Merit Bonus and increments owed to former employees. This decision requires Board approval.

## **Port Tour for Board Members**

On Thursday, November 21, 2013, Port management provided a tour of the Port Yard and facilities to include Hotel Wharf to Vice Chairperson Baletto and Board Member Shelly Gibson.

## **Swearing-in Ceremony for New Board Member**

Mr. Francisco G. Santos was sworn in as the Port's newest Board Member by Governor Eddie Baza Calvo on Wednesday, November 27, 2013. Present on behalf of the Port were the GM and Deputy GM for Finance and Administration. Board Member Santos was appointed by Governor Calvo to the Port Board on October 8, 2013. His confirmation was held on October 22, 2013.

## **MagPro Awards Ceremony**

Port Management and employees participated at the MagPro Awards Ceremony that was held on Thursday, November 21, 2013, at the Leo Palace Resort. All Port awardees were present to receive their trophies and certificates of recognition.

The Port will schedule another presentation to recognize all Port employees that were nominated by their respective Divisions.

## **Drive for Typhoon Yolanda**

The Port participated in two collection efforts at the ITC intersection held on Friday, November 15, 2013 and Friday, November 22, 2013. The Port also conducted its own collection efforts over a two day period and provided a donation of \$1,030.12 to the relief efforts.

## **Port Safety Issues**

### **Replacement of Fire Extinguishers**

On Friday, November 29, 2013, Safety Inspector III Paul Salas informed the GM that all fire extinguishers had been inspected and that twelve (12) extinguishers need to be replaced. A requisition has been initiated to replace the extinguishers. All other extinguishers at the Port are operational and have met annual inspection requirements.

## **Legislative Matters**

### **Public Law 32-010**

On Tuesday, November 19, 2013, the Port received a memorandum from Senator Thomas Morrison, dated Wednesday, November 6, 2013, concerning Public Law 32-010 that established the Office of Technology that has the "authority to oversee, advise and make recommendations on the government's technical infrastructure." Senator Morrison relayed that Governor Calvo had appointed Mr. Joey Manibusan the Acting Chief Technology Officer to oversee the office. Senator Morrison requested for all agency heads and directors to review the public law and coordinate technology initiatives with the Chief Technology Officer. This information was relayed to the Port's Acting Systems Manager and notification was provided to all Division Managers during their weekly meeting with the GM.

### **Bill No. 157-32**

On Wednesday, November 13, 2013, the Board Chairman Dan Tydingco relayed that he had been informed by Senator Ada of Bill No. 157-32, "Relative to the proceeds derived from the disposal of excess or surplus supplies and equipment that are the property of the Jose D. Leon Guerrero Port Authority of Guam." The bill will provide that the "net proceeds from the disposal of PAG surplus supplies and equipment go back to PAG for the purpose of supplementing its operations and maintenance budget."

The current practice to date for proceeds derived by GSA from the sale of Port supplies and equipment has been credited to the General Fund. If Bill No. 157-32 is signed into law, "ninety-percent (90%) of the total proceeds from the sale, lease or disposal shall revert to the Port Authority of Guam and the remaining ten percent (10%) of the total proceeds shall be deposited into the Guam Procurement Advisory Council Support Fund. . ." The bill also requires that the Port Board of Directors approve the "transfer, sell, trade-in, or otherwise dispose of supplies and equipment owned by the Port Authority of Guam."

As the Port is in the process of addressing the removal of Gantry 2, RTGs, and surveyed tractors among other equipment, the Port would like the proceeds from the surveyed equipment to be returned to the Port to pay for much needed equipment maintenance and new equipment as approved by the PAG Board. The funds that purchased these items came from revenue generated by the Port. The Port does not receive proceeds from the General Fund.

## **Legislative Oversight Hearing**

On Friday, November 15, 2013, the Port received a notice from Senator Tom Ada that the Committee on Public Safety, Infrastructure and Maritime Transportation will conduct an Oversight Hearing on the Port Authority of Guam on Tuesday, December 17, 2013 at 2:00pm in the legislative Public Hearing Room.

Senator Ada identified the following issues that would be included in the agenda:

1. PAG Master Plan Update
2. Gantry Cranes
3. Service Life Extension (SLE) Loan (\$10M Bank of Guam)
4. Owner Agent Engineer (OAE) Professional Services

The Senator stated in his letter that more details would be provided by Friday, November 22, 2013.

On Friday, November 22, 2013, the Port received a follow-up letter from Senator Ada.

He requested that the Port provide the following information at the hearing:

1. PAG Master Plan (MP) Update
  - a. Describe changes from the 2007 MP.
  - b. Approval checkpoints and anticipated timeline for approvals?
  - c. MP's relationship to the 5-Year Tariff Petition?
    - i. Timeline for the 5-Year Tariff Petition?
2. Gantry Cranes
  - a. Status of the crane maintenance PMC contract?
  - b. Will PMC follow Port developed Structured Maintenance Program or will PMC be creating their own?
  - c. Status of G2 and RTG disposal?
  - d. PAG plans on G3?
3. Service Life Extension (SLE) Loan.
  - a. What is the delay on issuance of IFB for SLE construction?
  - b. Are there any concerns that conditions have deteriorated further with the extensive delays, ie. more damage has occurred?

4. Owner Agent Engineer (OAE) Professional Services.
  - a. What is the OAE currently working on?
  - b. What are the near-term initiatives that need to be handed off to the Port as the OAE departs in February?
  - c. Is the Port now prepared to complete near-term initiatives and what is outlined in the new Master Plan without owner/agent assistance?

## **Freedom of Information Request**

### **Request from Attorney Georgette Bello Concepcion Representing Ms. Francine Rocio on previous FOIA Request from KUAM**

On Tuesday, November 19, 2013, the Port received a letter from Attorney Georgette Bello Concepcion representing former Port employee Francine Rocio requesting KUAM's FOIA request dated March 26, 2013 and the Port's response to such request, KUAM's FOIA request dated April 1, 2013 and the Port's response to such request, to include all documents that were provided to KUAM as a result of their FOIA requests.

As reported to the Board in October, Ms. Rocio had previously requested the information on September 25, 2013. The Port provided an initial response on September 30, 2013 requesting additional time to review the documents. On October 4, 2013 and the Port had provided a response and relayed that as the records requested relate to an ongoing investigation and pending litigation to which the agency is a party the request for information was denied pursuant to 5 GCA Section 10108 (a) and (b).

-----  
*Note: Page 9 is Port Personnel related matters.*

**FEDERAL GRANT/LOANS & LOCAL FUNDING PROGRAMS**  
**FY2013 Port Modernization Plan**  
**Grant Strategy - Monthly Update**

November 29, 2013

Summary Sheet of Funding/Financing

	On-hand	Expenditures	Remaining Balance	NOTES
<b>Port Modernization</b>				
Grants	\$ 55,220,000.00	\$ 12,656,176.81	\$ 42,563,823.19	\$48.5M Port Enterprise Fund
Security	\$ 8,376,401.28	\$ 2,390,944.47	\$ 5,985,456.81	
Marinas	\$ 2,770,000.00	\$ 1,265,452.03	\$ 1,504,547.97	
<b>Grand Totals:</b>	<b>\$ 66,366,401.28</b>	<b>\$ 16,312,573.31</b>	<b>\$ 50,053,827.97</b>	

Applications/Approvals Pending

				NOTES
Modernization	N/A			
Security	\$ 651,314.15			Hazard Mitigation Program
Marinas	\$ 261,000.00			BIG Tier I; Clean Vessel Act Sport Fishing Program
<b>Grand Totals:</b>	<b>\$ 912,314.15</b>			



PORT AUTHORITY OF GUAM - FEDERAL GRANT FUNDING PROGRAMS  
Friday, November 29, 2013

I. Port Modernization

ITEM	GRANT #	PROJECT NAME	Federal or Local Agency	Notice to Proceed	% Completed	Award Date / End Date	Award Amount	Draw Down Submitted	Remaining Balance	STATUS:
FY2009-01	GUAM-CP-2009-1-00270144	Preliminary Engineering & Environmental Studies for the USAS Commercial Port Facilities	Department of Interior Office of Insular Affairs (DOI/OIA)	06/22/09	89.9%	3/18/2009 - 3/18/2014	\$ 2,000,000.00	\$ 1,980,046.39	\$ 19,953.61	PAE/Owner Agent Engineer (PAE) Project Management & Related Task Transferred to the Port Enterprise Fund on 09/22/2010. As of 3/2/2012 Disburse Total Transferred to Project \$50M. Total for Contracts 548 SM. Total for M&P&D Admin-51 SM. EA Engineering \$7,297,403.99. Pending Contract Completion \$1,395,129.00. Version 07/26/2013 PAE Financial Dashboard
FY2010-01	Port Enterprise Fund	Guam Commercial Port Improvement Program	Dept of DOT Maritime Administration Agency (MARAD)	09/22/10	14.6%	9/22/2010 - 9/22/2015	\$ 48,500,000.00	\$ 7,397,403.99	\$ 41,102,596.01	
FY2010-03	GR09C-10-10	Project Control and Program Accountability Services	Office of Economic Adjustment (OEA) P&D	10/01/10	74.4%	10/1/2010 - 9/30/2012 Extension approved - 9/19/2013 Extension approved 09/31/2014	\$ 750,000.00	\$ 539,105.87	\$ 210,894.13	Extension request to 03/31/2013 APPROVED
FY2010-04	Guam-61-2010-1	Implementation of Programs and Projects Relevant to the Port Modernization Program	Department of Interior Environmental and Federal Agency Reoperations Act (EIS/REAS/OSR)	10/25/10	89.4%	9/24/2010 - 9/24/2015	\$ 2,000,000.00	\$ 1,708,656.36	\$ 291,343.64	PAE/Owner Agent Engineer (PAE) Project Management & Related Task
FY 2011-01	GR09C-11-12	Owner's Agent Engineer Support Services	Office of Economic Adjustment (OEA) P&D		63.3%	4/01/2011 - 3/31/2013 Extension approved - 01/31/2014 approved 03/31/2014	\$ 1,970,000.00	\$ 1,251,482.66	\$ 718,517.34	Extension approved to 03/31/2013

GRAND TOTAL GRANTS FOR MODERNIZATION: \$ 55,220,000.00 \$ 12,656,176.91 \$ 42,563,823.19

II. SECURITY

ITEM	GRANT #	PROJECT NAME	Federal or Local Agency	Notice to Proceed	% Completed	Award Date / End Date	Award Amount	Draw Down Submitted	Remaining Balance	STATUS:
FY2006-01	2006-G8-T8-6148	Acquisition of Interoperable Communication Equipment	The Department of Homeland Security Office of Grants and Training (DHS OGS&T)	Notice to Proceed with draws in early 2009	100.0%	08/01/2008 - 08/31/2013	\$ 575,803.97	\$ 575,803.97	\$ 0	This project is complete. Currently finishing closing out documents
FY2008-01	2008-G8-T8-148	Comprehensive Port Wide Video Surveillance System	The Department of Homeland Security Office of Grants and Training (DHS OGS&T)	Notice to Proceed given in early 2009	0.0%	09/01/2008 - 05/31/2013	\$ 956,316.69	\$ 956,316.69	\$ 0	This project is complete. M&E/PAE Invoice #4 completed the drawdown of the remaining balance
FY2009-02	2009-FU-T9-0043	U1. Access Control/Secured Operating System with TVNC Reader Capability	P&GP	03/01/10	5.0%	2/2009 - 12/31/2013	\$ 62,811.67	\$ 31,442.00	\$ 31,369.67	Installation of access control hardware are ongoing. Aside from additional doors and access points that have been identified, this portion of the SP should be completed by end of Dec. 31, 2013.
FY2009-03	2009-PA-T9-0063	U3. Communication Over Broad Work (Remedy Hub)/Intrusion Detection System	P&GP	03/01/10	34.5%	7/2009 - 12/31/2013	\$ 600,831.50	\$ 337,712.00	\$ 263,119.50	MAEDA Subcontractor G45 has scheduled installation/cut cutting of networks for entire container yard with Port Police and Operations to ensure that there is coordination of efforts to avoid any negative impact to daily activities. No draw downs performed during reporting period
FY2009-04	2009-FU-81-0184	Removal/Upgrade of Existing Port Public Building to Support the M&P&D Maritime and Port Security Operations Center	President's M&P&D Supplemental P&GP	04/12/10	99.1%	09/2009 - 06/31/13	\$ 910,593.50	\$ 902,156.44	\$ 8,437.06	Final Financial Status Report has been submitted to FEMA. Receipt by currency for the final Contract/contract purchase request system (C&M). Once complete, it will be submitted to FEMA for their contract approval
FY2010-01	2010-FU-T9-0080	U1. Command and Control Integration of CCTV Security Surveillance, Access Control/Secured Credentialing, Mobile Involvement/Intrusion and TVNC Readers Systems	P&GP	02/10/11	0.0%	06/01/10 - 05/31/2014	\$ 2,257,500.00	\$ 113.37	\$ 2,257,386.63	STATUS: QOC Command and Control System has been purchased. Installation will take place until all other components are installed & a complete installation of ACS System, networking, and other components. No draw downs performed during this reporting period. After a recent meeting with BRAC, it was recommended that because the purchase of the generators involved installation, the preparation, and Local Center modification and funding, this procurement should be categorized as a capital/construction project. Because DPW has delegation authority of construction projects, the Port has been working with DPW Engineers to develop a Design-Build Scope of Work. No draw downs performed during this reporting period.
FY2011-01	EMW-2011-FU-00100-501	U4. Upgrade of Emergency Back-up Generators to Support Maritime and Port Security Management and Operations	P&GP	09/01/11	0.0%	09/01/2011 - 04/30/2014	\$ 859,141.00	\$ 0	\$ 859,141.00	The Port has completed their specifications for the mobile, including system The Port has received offer for 15,000 KW of capacity for the 1500 KW generator currently equipped. Our mobile generator system draws the fuel from draw downs performed during this reporting period.
FY2011-02	614W-2011-FU-00100-501	U5. Mobile Corps and Vehicle CBIRNE Detection and Screening System	P&GP	09/01/11	0.0%	09/01/2011 - 08/31/2014	\$ 1,325,790.00	\$ 0	\$ 1,325,790.00	1707013 QOC Port Wide General Station and correspondence regarding with US DHS FEMA. Request for proposal for mobile corps. After all special conditions are met by the PAE, the bond will be released for invoice.
FY2013	Pending	CMU W&B.A. Heavy Duty Class Link Security Funding	FEMA Port Security Grant Program	Notification of Award Issued 02/27/2013 by DHS. Preparations Great Program Announcement	0.0%	8/24/2013 - 8/24/2015	\$ 461,712.00	\$ 0	\$ 461,712.00	

GRAND TOTAL FOR SECURITY: \$ 8,376,481.28 \$ 2,390,944.47 \$ 5,985,536.81

III. MARINAS

ITEM	GRANT #	PROJECT NAME	Federal or Local Agency	Notice to Proceed	% Completed	Award Date / End Date	Award Amount	Draw Down Submitted	Remaining Balance	STATUS:
FY2012-01	12 SFF II-01	Agat Marina "Dock A" Repairs	NOAA Commission on Fisheries	10/01/12	0.0%	Sep 11, 2012 *Sep 30, 2014	\$ 250,000.00	\$ -	\$ 250,000.00	Awarded to Rex International, NTP October 21, 2013. Contractor has 131 days to complete this project.
FY2012-02	Guam CIP 2012.1	Gregorio D. Perez Marina Actual Renovation & Site Improvements - Phase II	Department of Interior Office of Insular Affairs (DOI/OIA)	02/22/12	50.6%	Feb 22, 2012 Feb 22, 2017	\$ 2,500,000.00	\$ 1,285,452.03	\$ 1,214,547.97	\$171,531.82 pending reimbursement from DOI/OIA. Submitted request for no cost modification, pending Governor's review/sponsor.
FY2012-03	F10A700014	Agat Small Boat Marina 1 Fish Livery Boom	USWFA/Sport Fish Restoration/Dept of Ag/DAWR	06/13/13	0.0%	July 2012 / September 2013 *Email Notification that grant was extended to 12/31/2013	\$ 20,000.00	\$ -	\$ 20,000.00	*NOTE: PAG received Work Request from Dept of Ag/DAWR, which authorizes work & certified funds on August 13, 2013. Although email notification was received, PAG was advised not to proceed with project until official amendment letter for grant extension is received.
<b>GRAND TOTAL FOR MARINAS:</b>							<b>\$ 2,770,000.00</b>	<b>\$ 1,265,452.03</b>	<b>\$ 1,504,547.97</b>	

IV. OTHER

ITEM	POTENTIAL FUTURE GRANTS	PROJECT NAME	Federal or Local Agency	COMMENTS:	PAG Estimated Cost Share	Federal Cost Share %	Total Amount
1	FY2013	Harbor of Refuge A/C Design & Environmental Studies	USWFS/BIG Tree /Dept of Ag/DAWR	Pending Notification of Award from Dept of Ag/DAWR	\$ 25,000.00	75.000.00	\$ 100,000.00
2	FY2013/2014	Agat Small Boat Marina 2 Concrete Catwalk	USWFS/Sport Fishing Program/Dept of Ag/DAWR	PENDING notification of funds from Dept of Ag/DAWR	\$ -	SOW & Estimates provided to Dept of Ag/DAWR	\$ 60,000.00
3	FY2014	Agat Marina Small Boat Marina Pump Out System & Station	USWFA/Clean Vessel Act/Dept of Ag/DAWR	PENDING notification of award from Dept of Ag/DAWR	\$ -		\$ 61,000.00
4	FY2013	Fire Disaster Mitigation Grant Program - PAG Mitigation Project	FEMA	The PAG is a SubGrantee to the Guam Homeland Security Office. The application was submitted online via the FEMA Grants Portal on 10/07/13	\$ 162,828.54	486,485.61	\$ 651,314.15
<b>GRAND TOTAL FOR OTHER</b>					<b>\$ 187,828.54</b>	<b>\$ 563,485.61</b>	<b>\$ 872,314.15</b>



**PORT OF GUAM**  
*ATURIDAT I PUETTON GUAHAN*  
**Jose D. Leon Guerrero Commercial Port**  
1026 Cabras Highway, Suite 201, Piti, Guam 96925  
Telephone: 671-477-5931/35 Facsimile: 671-477-2689/4445  
Website: [www.portguam.com](http://www.portguam.com)



Eddie Baza Calvo  
Governor of Guam  
Ray Tenorio  
Lieutenant Governor

December 2, 2013

## **FINANCE** -YTD September FY2013

Financial Highlights

Income Statement

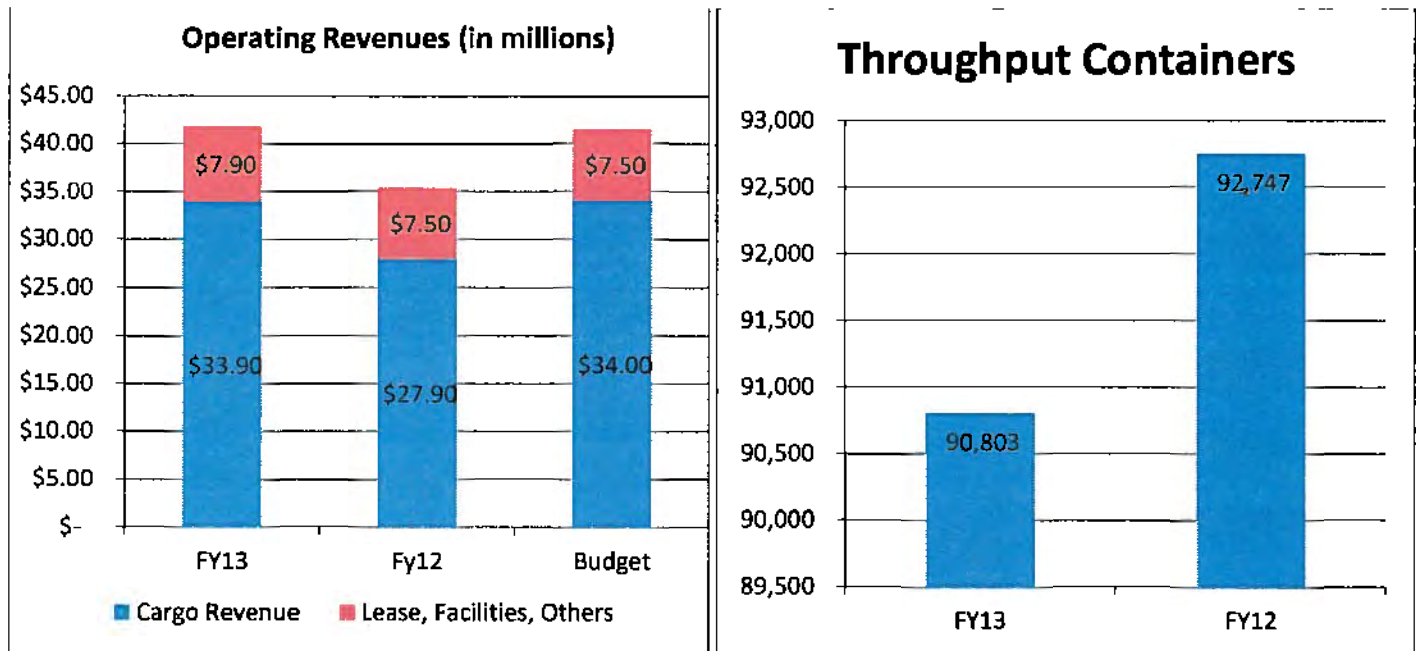
Balance Sheet

Accounts Receivable Aging Summary Report

Accounts Payable Summary

## Financial Highlights – YTD September FY2013

### Operating Performance:



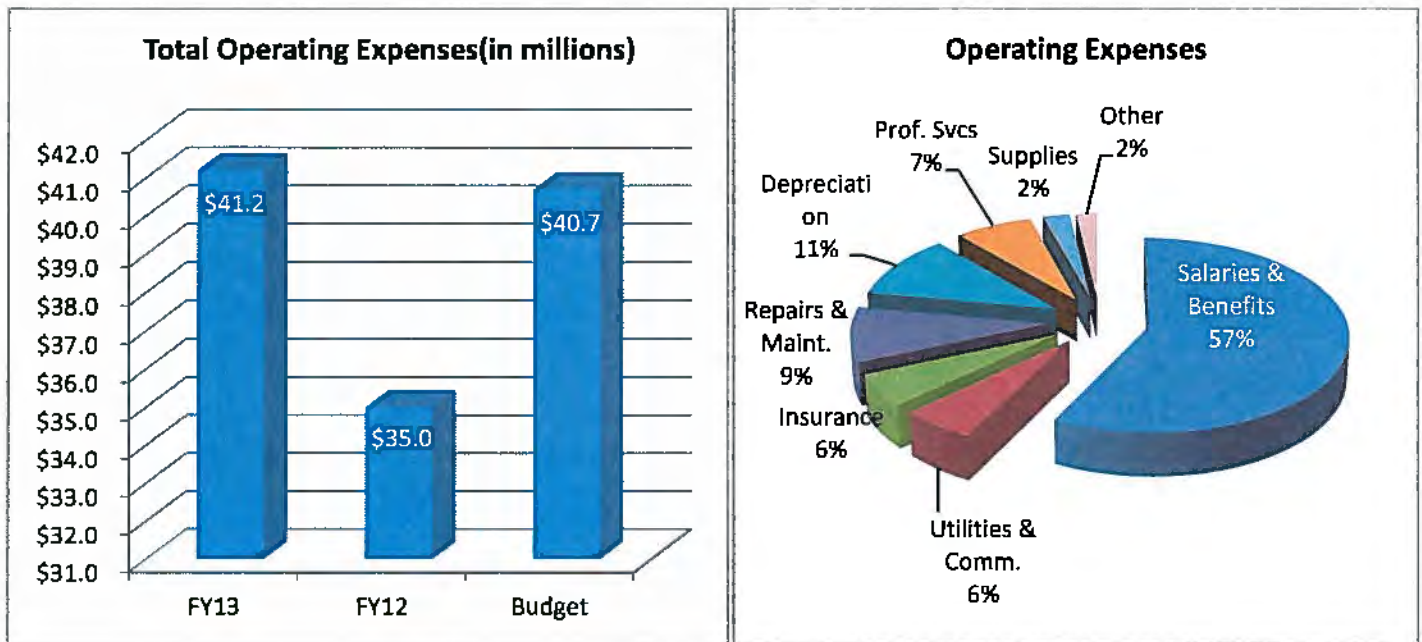
Total Operating Revenues as of September 2013 was \$41.8 million, which consist of \$33.9 million in cargo revenues and \$7.9 million in Facilities, Leases, and Other Services.

FY13 YTD cargo revenue is 22% higher than last year's total (\$27.9 mil) and 0.3% lower than Budget (\$34 mil).

FY13 YTD Facilities, Leases, and Other Services as of September is 6% higher than last year (\$7.5 mil) and 6% higher than budget (\$7.5 mil).

Overall Operating Revenues as of September is 1% higher than Budget (\$41.5 mil) and 18% higher than last year's year to date September (\$35 mil).

Total number of containers handled as of September 2013 was 90,803 which is 2% lower compared to last year September total 92,747.



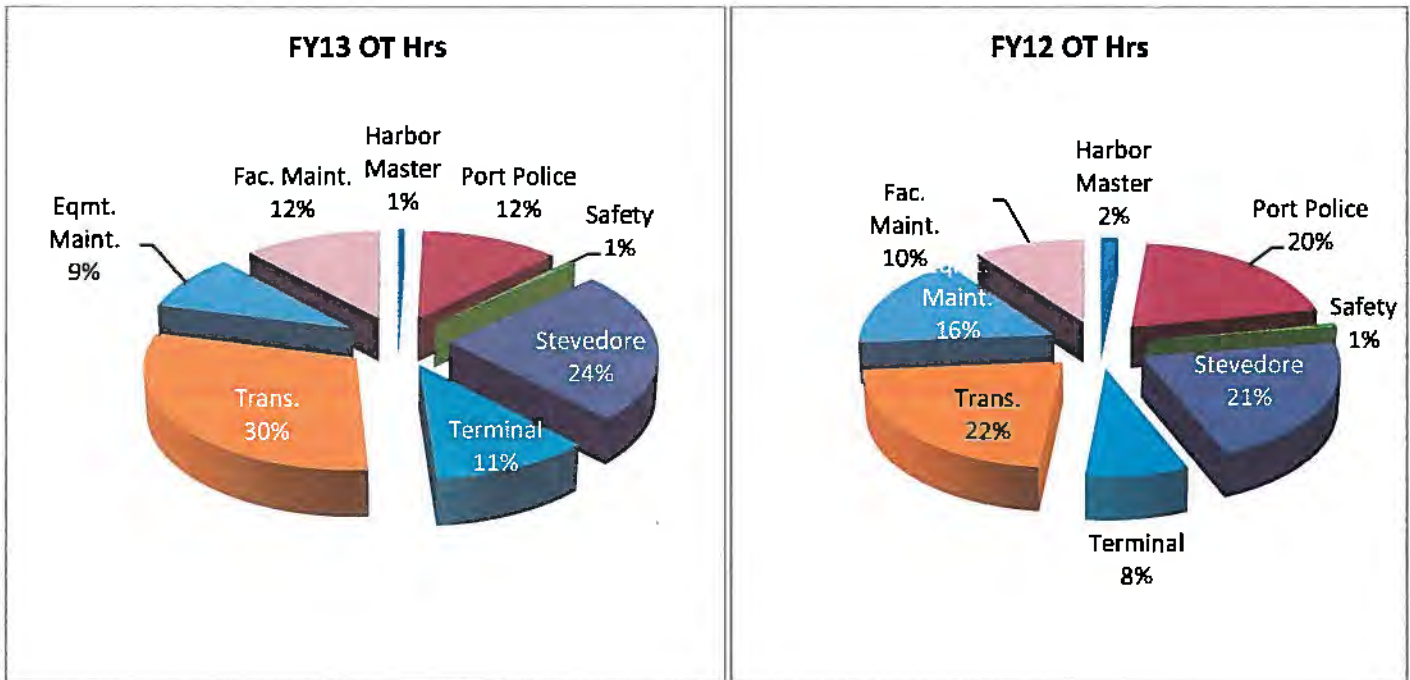
Total Operating Expenses as of September 2013 was \$41.2 million, which is 1% higher than Budget (\$40.7 mil) and 18% higher than last year's total operating expenses (\$35 mil).

Total Overtime as of September 2013 was \$1.3 million which is 100% higher than last year September (\$664k). Direct Labor Revenue as of September was \$2.4m, which is 1% higher than last year and 19% higher than budget. Direct Labor charges are for services performed by Port employees under special service request and differentials under the throughput.

Below is the breakdown of overtime for each division/section for FY13 and FY12 as of September:

Sections	FY2013	FY2012	Budget	OT/HOL Revenue
Harbor Master	7,315	10,593	14,002	0
Port Police	159,120	134,445	189,740	71,261*
Safety	9,150	5,004	17,453	0
Stevedore-Cargo Handling	303,727	134,534	376,617	220,591
-Rigger	20,873	6,698	20,666	11,747
Terminal	147,933	50,891	205,234	146,734
Trans-Superintendent	62,651	28,147	75,623	0
-Crane Operators	104,069	37,895	140,524	51,928
-Equipment Oper.	208,457	72,768	273,121	192,705
-Dispatcher	21,751	7,842	33,079	0
Maint.-Crane Maint.	73,092	70,260	78,275	0
-Preventive Maint.	5,190	7,701	15,000	0
-Fleet Maint.	32,729	12,767	43,191	0
-Welders	11,158	17,342	65,382	8,805
Facility Maint.-Building	6,690	2,029	5,605	745
-Elect./Refr.	151,041	64,891	138,186	156*
<b>TOTAL</b>	<b>1,324,946</b>	<b>663,807</b>	<b>1,691,698</b>	<b>704,672</b>

\*Port Police OT Revenue is due to Passenger Vessels or under special service request. Electricians revenue is due to special service requests.



Year to date Operating Revenues minus the Year to date Operating Expenses resulted to an Operating Income of \$632k as of September 30, 2013.

Non Operating Revenues and Expenses consist of the following: \$664k-Loss on Asset Disposal (G2), \$2.2m-Retirement contribution for COLA, Supplemental and Medical/Dental/Life Insurance expenses, \$731k-Interest expense on loans, \$4.7m-Federal Reimbursements and \$201k Interest Income. The net total of non operating expenses and revenues as of September is a negative \$359k.

The Total Net Income as of September is \$272,444 thousand.

**Accounts Receivable Trade (net)** as of September 30, 2013 is \$8.5 million.

Aging Status is as follows: 60% - Current, 18% - over 30 days, 2% - over 60 days, 1% - over 90 days and 19% - over 120 days.

**Accounts Payable Trade** as of September 30, 2013 is \$2.5 million which is 38% higher than last month ending balance of \$1.8 million.

**Port Authority of Guam  
Income Statement  
With Budget Comparison (Unaudited)  
12 Months Ending 09/30/13**

Current Month Actual	%	Last Year		Budget	% Chng	Year to Date Actual	%	Last Year to Date			Budget	% Chng
		Actual	%					Actual	%	Chng		
<b>OPERATING REVENUES</b>												
<b>CARGO THROUGHPUT REVENUES</b>												
392,521	11.3	499,098	16.1	608,524	-35.5	6,286,883	15.0	5,729,805	16.2	9.7	7,302,285	-13.9
901,615	25.9	777,764	25.0	788,838	14.3	10,263,396	24.6	9,951,527	28.1	3.3	9,466,059	6.6
92,425	2.7	48,411	1.6	32,262	186.5	635,752	1.5	495,782	1.4	28.2	387,144	64.2
1,324	0.0	2,701	0.1	1,484	-10.8	10,916	0.0	23,136	0.1	-52.8	17,808	-38.7
	0.0		0.0		0.0		0.0		0.0	0.0		0.0
18,958	0.5	45,554	1.5	34,536	-45.1	504,774	1.2	352,677	1.0	43.1	414,435	21.8
6,127	0.2	6,288	0.2	3,966	54.5	102,059	0.2	60,619	0.2	68.4	47,595	114.4
1,842	0.1	2,064	0.1	1,021	80.4	23,576	0.1	14,287	0.0	85.0	12,252	92.4
	0.0	1,784	0.1	91	-100.0	20,946	0.1	2,860	0.0	632.4	1,085	0.0
7,800	0.2	8,050	0.3	6,650	17.3	102,750		48,550			79,800	0.0
1,422,610	40.9	1,391,734	44.8	1,477,372	-3.7	17,971,050	43.0	16,680,043	47.2	7.7	17,728,473	1.4
<b>OTHER CARGO RELATED REVENUES</b>												
	0.0	2,230	0.1	1,220	0.0	10,586	0.0	6,992	0.0	0.0	14,640	0.0
3,712	0.1	11,398	0.4	5,732	-35.2	78,803	0.2	64,430	0.2	22.3	68,784	14.6
	0.0		0.0		0.0		0.0		0.0	0.0		0.0
187,063	4.8	170,946	5.5	220,725	-24.3	2,193,999	5.2	2,555,122	7.2	-14.1	2,648,703	-17.2
14,558	0.4	23,805	0.8	9,205	58.2	181,553	0.4	129,583	0.4	40.1	110,457	64.4
64	0.0	385	0.0	167	0.0	4,068	0.0	2,441	0.0	0.0	2,004	103.0
1,768	0.1	2,671	0.1	2,285	-22.6	31,187	0.1	29,218	0.1	6.7	27,420	13.7
7,395	0.2	6,870	0.2	8,322	0.0	82,850	0.2	57,420	0.2	0.0	99,864	0.0
196,933	5.7	202,126	6.5	168,832	16.6	2,408,401	5.8	1,596,236	4.5	50.9	2,027,184	18.8
18,828	0.5	16,458	0.5	18,200	3.4	159,049	0.4	189,396	0.5	-6.1	218,400	-27.2
26,128	0.8	33,634	1.1	24,432	6.9	329,739	0.8	329,443	0.9	0.1	293,184	12.5
309,554	8.9	330,174	10.6	360,505	-14.1	4,164,706	10.0	4,088,748	11.6	2.3	4,326,060	-3.3
43,889	1.3	42,843	1.4	49,307	-11.0	557,535	1.3	571,145	1.6	-2.4	591,864	-5.8
12,196	0.4	13,385	0.4	15,473	-21.2	169,641	0.4	164,239	0.5	3.3	185,673	-8.6
104,197	3.0	113,449	3.7	127,272	0.0	1,417,382	3.4	1,428,864	4.0	-0.6	1,527,284	-7.2
452,864	13.0		0.0	458,727	0.0	4,118,306	9.8		0.0	0.0	4,128,543	-0.2
1,359,151	39.1	970,373	31.2	1,470,504	-7.6	15,937,786	38.1	11,193,277	31.7	42.4	16,268,864	-2.0
2,781,761	79.9	2,362,106	76.0	2,947,876	-5.6	33,908,836	81.1	27,873,320	78.8	21.7	33,998,337	-0.3

**Port Authority of Guam  
Income Statement  
With Budget Comparison (Unaudited)  
12 Months Ending 09/30/13**

Current Month		Last Year		Budget	% Chng	Year to Date	Last Year to Date			Budget	% Chng	
Actual	%	Actual	%				Actual	%	Chng			
<b>NON OPERATING REVENUES</b>												
<b>FACILITIES</b>												
86,952	2.5	89,853	2.9	97,715	0.0	1,087,487	2.6	963,507	2.7	0.0	1,172,577	0.0
272,951	7.6	145,949	4.7	154,624	0.0	2,554,504	6.1	1,953,817	5.5	0.0	1,855,488	0.0
19,306	0.6	87,533	2.8	100,838	-80.9	898,968	2.1	1,282,634	3.6	-29.9	1,210,056	-25.7
250,313	7.2	172,935	5.6	115,661	116.4	1,269,007	3.0	1,445,208	4.1	-12.2	1,435,137	-11.6
5,638	0.2	5,881	0.2	6,013	-6.2	69,037	0.2	78,524	0.2	-12.1	72,156	-4.3
3,529	0.1	3,945	0.1	4,300	-17.9	40,928	0.1	49,067	0.1	-16.6	51,600	-20.7
21,783	0.6	19,456	0.6	22,069	-1.3	246,647	0.6	243,746	0.7	1.2	264,825	-6.9
3,655	0.1	4,412	0.1	4,620	-16.6	52,849	0.1	53,604	0.2	-1.4	55,443	-4.7
48,510	1.4	163,108	5.2	63,307	0.0	1,276,526	3.1	877,039	2.5	45.5	759,684	0.0
712,847	20.5	692,672	22.3	569,147	25.2	7,495,951	17.9	6,947,145	19.6	7.9	6,876,966	9.0
<b>OTHER FEES &amp; SERVICES</b>												
	0.0		0.0		0.0		0.0		0.0			0.0
11,962	0.3		0.0		0.0	11,962	0.0		0.0	0.0		0.0
350	0.0	213	0.0		0.0	2,059	0.0	240	0.0	0.0		0.0
	0.0		0.0	6,049	0.0	44,045	0.1	36,056	0.1	22.2	72,588	-39.3
2,296	0.1	3,768	0.1	6,110	0.0	30,537	0.1	51,582	0.1	-40.8	73,320	-58.4
12,426	0.4	10,962	0.4	23,565	-47.3	123,436	0.3	110,165	0.3	12.0	282,774	-56.3
12,254	0.4	16,275	0.6		0.0	159,519	0.4	197,817	0.6	-19.3		0.0
39,288	1.1	33,219	1.1	35,724	10.0	371,557	0.9	395,660	1.1	-6.1	428,682	-13.3
3,098	0.1	3,074	0.1	984		20,951	0.1	16,386	0.0	27.9	11,802	0.0
0.0												
0.0												
0.0												
(57,464)	-1.7	16,263	0.5	13,610	0.0	33,851	0.1	127,500	0.4	0.0	163,320	0.0
	0.0		0.0		0.0		0.0					0.0
	0.0		0.0		0.0		0.0					0.0
	0.0		0.0		0.0		0.0	172				0.0
	0.0		0.0		0.0	4	0.0					0.0
(57,464)	-1.7	16,263	0.5	13,610		33,855	0.1	127,672	0.4	0.0	163,320	0.0
697,768	20.1	745,427	24.0	619,485	12.6	7,922,315	18.9	7,486,862	21.2	5.8	7,480,770	5.9
3,479,529	100.0	3,107,534	100.0	3,567,341	-2.5	41,831,161	100.0	35,360,182	100.0	18.3	41,479,107	0.8



Port Authority of Guam  
Income Statement  
With Budget Comparison (Unaudited)  
12 Months Ending 09/30/13

Current Month		Last Year		Budget		Year to Date		Last Year to Date			Budget	
Actual	%	Actual	%	Budget	% Chng	Actual	%	Actual	%	% Chng	Budget	% Chng
<b>INDIRECT COSTS</b>												
<b>General &amp; Administrative Expen</b>												
(1,412,656)	-40.6	(1,184,006)	-38.1	(1,457,063)	-3.0	(16,252,965)	-38.9	(14,972,461)	-42.3	8.6	(17,433,594)	-6.8
(92,763)	-2.7	(90,259)	-2.9	(110,916)	-16.4	(1,183,644)	-2.8	(1,162,718)	-3.3	1.8	(1,272,711)	-7.0
(377,809)	-10.9	(345,017)	-11.1	(492,582)	-23.3	(4,867,825)	-11.6	(4,386,648)	-12.4	11.0	(5,333,052)	-8.7
(260,931)	-7.5	(20,627)	-0.7	(1,667)	0.0	(1,339,634)	-3.2	(1,173,652)	-3.3	14.1	(20,004)	6,597
67	0.0	(8,816)	-0.3	(9,583)	0.0	(32,015)	-0.1	(86,323)	-0.2	-82.9	(114,996)	-72.2
(23,028)	-0.7	(12,777)	-0.4	(9,604)	0.0	(88,060)	-0.2	(106,791)	-0.3	-17.5	(117,648)	-25.1
	0.0		0.0		0.0		0.0		0.0	0.0		0.0
(186,036)	-4.8	(246,793)	-7.9	(209,083)	0.0	(2,217,277)	-5.3	(2,242,165)	-6.3	-1.1	(2,508,993)	-11.6
(224,980)	-8.5	(152,877)	-4.9	(188,868)	0.0	(2,266,422)	-5.4	(1,834,528)	-5.2	23.5	(2,266,418)	0.0
	0.0		0.0		0.0		(78,000)		0.0	0.0		
(21,074)	-0.6	(60,389)	-1.9	(66,329)	-68.2	(345,598)	-0.8	(321,336)	-0.9	7.8	(606,192)	-43.0
(716,968)	-20.6	(230,223)	-7.4	(97,084)	0.0	(1,600,017)	-3.8	(1,562,839)	-4.4	2.4	(1,000,008)	60.0
(213,577)	-6.1			(54,804)		(622,220)					(657,648)	
(191,527)	-5.5			(54,804)		(645,151)					(657,648)	
(192,124)	-5.5			(54,804)		(522,314)					(657,648)	
(375,324)	-10.6	(305,148)	-9.8	(307,667)	0.0	(4,440,389)	-10.8	(3,719,994)	-10.5	19.4	(4,005,567)	10.9
(148,679)	-4.3	(24,258)	-0.8	(10,167)	0.0	(151,037)	-0.4	(56,739)	-0.2	166.2	(81,003)	86.5
(155,154)	-4.5	(208,682)	-8.7	(124,149)	25.0	(1,006,535)	-2.4	(1,014,134)	-2.9	-0.7	(1,381,785)	-27.2
(3,291)	-0.1	(6,418)	-0.2	(24,648)	0.0	(36,721)	-0.1	(30,888)	-0.1	18.9	(289,236)	0.0
	0.0		0.0		0.0		0.0		0.0	0.0		
(57,730)	-1.7	(32,539)	-1.0	(40,926)	0.0	(546,336)	-1.3	(450,545)	-1.3	21.3	(478,998)	14.1
(1,110,201)	-31.9	(459,414)	-14.8	(106,289)	944.5	(2,768,292)	-6.7	(1,401,489)	-4.0	99.0	(1,511,843)	84.5
	0.0		0.0	(800)	0.0		0.0	(7,735)	0.0	0.0	(9,600)	0.0
(33,093)	-1.0	(19,530)	-0.6	(17,440)	89.8	(124,004)	-0.3	(96,297)	-0.3	28.8	(184,230)	-32.7
(1,068)	0.0	(30,025)	-1.0	(5,434)	0.0	(44,884)	-0.1	(168,210)	-0.5	-73.3	(95,379)	0.0
	0.0		0.0		0.0		0.0	257	0.0	0.0		
28	0.0		0.0		0.0		0.0		0.0	0.0		
	0.0		0.0		0.0		0.0		0.0	0.0		
(5,779,818)	-166.1	(3,437,799)	-110.6	(3,445,111)	67.8	(41,199,339)	-98.5	(34,795,235)	-98.4	18.4	(40,683,999)	1.3

**Port Authority of Guam  
Income Statement  
With Budget Comparison (Unaudited)  
12 Months Ending 09/30/13**

Current Month Actual	%	Last Year Actual	%	Budget	% Chng	Last Year to Date							
						Year to Date Actual	%	Actual	%	% Chng	Budget	% Chng	
(2,300,289)	-66.1	(330,264)	-10.6	122,230	-1,981.9	OPERATING INCOME (LOSS)	631,812	1.5	564,947	1.6	11.8	795,108	-20.5
						OTHER INCOME (EXPENSE)							
						0.0 Other Income & Expense		0.0					
(0)	0.0		0.0			0.0 Other Income	5	13.0	29,249	0.1	0.0		
	0.0		0.0			0.0 Interest Income		0.0		0.0	0.0		
	0.0		0.0			0.0 Interest Income		0.0		0.0	0.0		
1,328	0.0	37,088	1.2	12,544	0.8	Interest Income	201,110	0.5	153,174	0.4	31.3	150,678	33.5
(75,266)	-2.2	(18,481)	-0.5	(46,849)	0.8	Interest Expense-USDA	(731,402)	-1.7	(189,221)	-0.5	286.5	(825,015)	
	0.0	(26,171)	-0.8	(240)	0.0	Other Expense	(6,240)	0.0	(26,166)	-0.1	0.0	(1,440)	
(205,496)	-5.9	(127,341)	-4.1	(171,866)	0.0	Retirement Govt Contribution	(2,156,036)	-5.2	(2,079,067)	-5.9	3.7	(2,096,151)	
948,154	27.2	106,140	3.4		0.0	Federal Reimbursement	4,785,298	11.4	3,703,010	10.5	29.2	3,828,085	
(1,739,254)	-50.0	(1,713)	-0.1	(7,488)	0.0	Federal Expenses	(1,787,706)	-4.3	(106,865)	-0.3	0.0	(89,856)	
(1,058)	0.0		0.0	(110,493)	0.0	Gain <Loss> on Asset Disposals	(684,395)	-1.8	(754)	0.0	0.0	(662,973)	
(1,071,592)	-30.8	(28,488)	-0.9	(324,392)	230.3	Other Income & Expense	(359,368)	-0.9	1,483,360	4.2	-124.2	303,328	-218.5
(1,071,592)	-30.8	(28,488)	-0.9	(324,392)	230.3	OTHER INCOME (EXPENSE)	(359,368)	-0.9	1,483,360	4.2	-124.2	303,328	-218.5
(3,371,881)	-96.9	(358,753)	-11.5	(202,162)	1,567.9	NET INCOME (LOSS)	272,444	0.7	2,048,307	5.8	-86.7	1,098,436	-75.2

	Current	Amounts Last Month End	Last Year End	This Month Change	This Year
<b>Total Assets</b>					
<b>Current Assets</b>					
Cash on Hand					
Petty Cash Fund	2,000.00	2,000.00	2,000.00		
Cashier Change Fund	100.00	100.00	100.00		
Cash on Hand	2,100.00	2,100.00	2,100.00		
Incentive Award Fund					
First Hawaiian Bank-Incentive					
Incentive Award Fund					
Cash in Bank					
First Hawaiian Bank					
Bank of Guam	866,835.46	1,226,308.89	119,309.91-	359,473.43-	986,145.37
Bank of Hawaii					
Citizen Security Bank	1,423,005.69	1,199,162.86	1,775,643.11	223,842.83	352,637.42-
Cash in Bank	2,289,841.15	2,425,471.75	1,656,333.20	135,630.60-	633,507.95
Short Term Investments					
Bank of Guam	1,436,847.13	2,841,737.16	2,520,199.18	1,404,890.03-	1,083,352.05-
Citizen's Security Bank					
First Hawaiian Bank					
BankPacific					
Citibank	6,754,705.93	6,750,820.82	6,707,620.88	3,885.11	47,085.05
Bank of Hawaii					
Oceanic Bank					
Gov Guam Employees Fed CU					
Short Term Investments	8,191,553.06	9,592,557.98	9,227,820.06	1,401,004.92-	1,036,267.00-
Account Receivable-Trade (Net)					
Accounts Receivable-Trade	9,593,182.01	6,829,257.74	5,373,143.05	2,763,924.27	4,220,038.96
Allow for Uncollectible Acct.	1,092,332.36-	971,565.06-	971,565.06-	120,767.30-	120,767.30-
A/R-Clearing Account					
Account Receivable-Trade (Net)	8,500,849.65	5,857,692.68	4,401,577.99	2,643,156.97	4,099,271.66
Accounts Receivable-Other					
Accounts Receivable-DOA					
Accounts Receivable-Employee	1,162.89	4,493.37	835.91	3,330.48-	326.98
Accounts Receivable-FEMA Reimb					
Accounts Receivable-Geda/Casam					
Accounts Receivable-Other	330,021.46	609,314.88	766,148.76	279,293.42-	436,127.30-
Accounts Receivable-Ins Procee					
Accounts Receivable-Other	331,184.35	613,808.25	766,984.67	282,623.90-	435,800.32-
Marina Receivables					
Accounts Receivable-Agat Marin	28,067.36	26,938.30	26,272.39	1,129.06	1,794.97
Accounts Receivable-GDP Marina	5,775.58	5,399.25	5,060.67	375.33	714.91
Accounts Receivable-Harbor of	9,309.90	11,384.87	9,866.43	2,074.97-	556.53-

	Amounts		Last Year End	This Month	Change	This Year
	Current	Last Month End				
Marina Receivables	43,152.84	43,722.42	41,199.49	569.58-		1,953.35
Interest Receivables						
Bank of Guam						
Bank Of Hawaii						
Bank Pacific						
Citibank						
Citizens Security Bank						
First Hawaiian Bank						
GovGuam Emp. Fed. Credit Union						
Oceanic Bank						
Other						
Interest Receivables						
Prepaid Expenses						
Prepaid Insurance		198,717.09		198,717.09-		
Prepaid Expenses	11,463.67	282,083.54	128,485.00	270,619.87-		117,021.33-
Prepaid Expenses	11,463.67	480,800.63	128,485.00	469,336.96-		117,021.33-
Deffered Expenses						
Deffered Geda Addendum L/Lease						
Credit Note Reimbursement						
Deffered Expenses						
Current Assets	19,370,144.72	19,016,153.71	16,224,500.41	353,991.01		3,145,644.31
Non Current Assets						
Long Term Receivable						
Long Term Receivable-DOA	2,258,190.48	2,258,190.48	2,258,190.48			
Long Term Receivable-Geda	1,490,449.90	1,490,449.90	1,490,449.90			
Allow for Uncollectible LT A/R	3,748,640.38-	3,748,640.38-	3,748,640.38-			
Long Term Receivable						
Gas, Oil and Diesel Inventory	759.98	2,091.75		1,331.77-		759.98
Supplies Inventory	191,781.84	216,137.29	202,178.26	24,355.45-		10,396.42-
Contra-Asset Inventory Adj.	1,676.68-	1,676.68-	1,676.68-			
Allowance for Obsolesence	59,716.55-	50,728.92-	74,626.88-	8,987.63-		14,910.33
Inventory for Survey						
Inventory	131,148.59	165,823.44	125,874.70	34,674.85-		5,273.89
Work In Progress						
Const Work in Progr-Local	647,927.92	888,857.08	933,569.87	240,929.16-		285,641.95-
Const Work in Progr-Federal	15,271,591.53	16,832,421.20	14,543,321.53	1,560,829.67-		728,270.00
Const Work in Progr-FMF						
Work In Progress	15,919,519.45	17,721,278.28	15,476,891.40	1,801,758.83-		442,628.05
Non Current Assets	16,050,668.04	17,887,101.72	15,602,766.10	1,836,433.68-		447,901.94

	Current	Amounts Last Month End	Last Year End	This Month Change	This Year
Property, Plant & Equipment					
Land					
Land-Cabras	3,563,000.00	3,563,000.00	3,563,000.00		
Land	3,563,000.00	3,563,000.00	3,563,000.00		
Buildings					
Buildings-Original	17,094,797.53	17,094,797.53	17,094,797.53		
Buildings-Substation Shelters					
Buildings-Wharf Improvements	57,934,516.48	57,934,516.48	55,803,333.99		2,131,182.49
Buildings	75,029,314.01	75,029,314.01	72,898,131.52		2,131,182.49
Accumulated Depreciation-Build					
AccDeprec-Buildings-Original	16,440,216.16	16,437,721.21	16,410,276.76	2,494.95	29,939.40
AccDeprec-Buildings-Sub Shelte					
AccDeprec-Buildings-Wharf Impr	24,325,229.17	24,194,415.50	22,812,230.64	130,813.67	1,512,998.53
Accumulated Depreciation-Build	40,765,445.33	40,632,136.71	39,222,507.40	133,308.62	1,542,937.93
Furnishings & Equipment					
Air Tools					
Communications Equip	488,574.71	488,574.71	488,574.71		
Computer Equip	1,165,419.81	1,167,866.81	1,184,735.92	2,447.00	19,316.11
Crane Equip	25,770,681.83	25,886,711.83	17,696,348.90	116,030.00	8,074,332.93
Furnishings & Office Equip	466,323.11	466,323.11	436,263.18		30,059.93
Forklift Equip	1,431,331.00	1,472,124.00	1,472,124.00	40,793.00	40,793.00
Gantry 3 Relocation Cost	3,159,937.31	3,159,937.31	3,159,937.31		
Generator Sets	271,200.00	271,200.00	271,200.00		
Hand Tools	10,788.72	10,788.72	10,788.72		
Load & Unload Equip					
Mowing Equip	1,995.00	1,995.00	1,995.00		
Other Equip	979,841.72	979,841.72	1,058,862.63		79,020.91
Power Tools	12,974.46	12,974.46	12,974.46		
Safety Equip					
Shop Equip	262,873.62	265,868.62	258,893.62	2,995.00	3,980.00
Tractors	1,680,739.97	2,051,725.97	2,051,725.97	370,986.00	370,986.00
Vehicles & Motor Equip	694,566.00	663,066.00	623,701.00	31,500.00	70,865.00
Furnishings & Equipment	36,397,247.26	36,898,998.26	28,728,135.42	501,751.00	7,669,121.84
Accumulated Depreciation-Furni					
AccDeprec-Air Tools					
AccDeprec-Communications Eqt.	213,339.59	207,626.28	144,779.87	5,713.31	68,559.72
AccDeprec-Computer Equip	1,008,422.75	1,006,443.82	982,033.32	1,978.93	26,389.23
AccDeprec-Crane Equip	6,929,237.28	6,740,814.69	8,023,586.26	188,422.59	1,094,348.98
AccDeprec-Furnishings & Office	267,205.21	263,007.38	218,967.10	4,197.83	48,238.11
AccDeprec-Forklift Equip	995,772.45	1,028,895.49	944,525.93	33,123.04	51,246.52
AccAmort-Gantry 3 Relocation C	3,159,937.31	3,159,937.31	3,159,937.31		
AccDeprec-Generator Sets	190,200.02	189,200.04	176,679.08	999.98	13,520.94
AccDeprec-Hand Tools	10,590.66	10,574.14	10,392.42	16.52	198.24
AccDeprec-Load & Unload Equip					
AccDeprec-Mowing Equip	1,995.00	1,995.00	1,995.00		
AccDeprec-Other Equip	628,581.10	619,256.78	605,963.86	9,324.32	22,617.24
AccDeprec-Power Tools	10,698.22	10,607.15	9,605.38	91.07	1,092.84

	Current	Amounts Last Month End	Last Year End	This Month	Change This Year
AccDeprec-Safety Equip	192,200.08-	193,263.03-	183,566.05-	1,062.95	8,634.03-
AccDeprec-Shop Equip	879,304.43-	1,236,799.60-	1,088,400.47-	357,495.17	209,096.04
AccDeprec-Tractors	551,288.88-	544,499.91-	480,608.63-	6,788.97-	70,680.25-
AccDeprec-Vehicles & Motor Equ					
Accumulated Depreciation-Furni	15,038,772.98-	15,212,920.62-	16,031,040.88-	174,147.64	992,267.90
Capital Leases					
Capital Leases					
Capital Leases					
Accumulated Amortization-Capit					
AccAmort-Capital Leases					
Accumulated Amortization-Capit					
Property, Plant & Equipment	59,185,342.96	59,646,254.94	49,935,708.66	460,911.98-	9,249,634.30
Total Assets	94,606,155.72	96,549,510.37	81,762,975.17	1,943,354.65-	12,843,180.55
Total Liabilities & Capital					
Current Liabilities					
Accounts Payable					
Accounts Payable Custom					
Accounts Payable GSA	2,247,603.19	1,888,693.14	2,704,590.99	358,910.05	456,987.80-
Accounts Payable Others	2,495,540.06	1,809,479.30	1,287,380.75	686,060.76	1,208,159.31
Accounts Payable Trade		1,774.43-		1,774.43	
Received Not Vouchered					
Accounts Payable	4,743,143.25	3,696,398.01	3,991,971.74	1,046,745.24	751,171.51
Current Loan Payable					
Current ANZ (USDA) Loan Payabl	176,254.43	16,228.00	165,691.68	160,026.43	10,562.75
CU ANZ (USDA) 12M Loan Payable	531,793.72	41,567.03		490,226.69	531,793.72
Current Loan Payable	708,048.15	57,795.03	165,691.68	650,253.12	542,356.47
Due to Public Utilities					
Due to GPA					
Due to GTA					
Due to GWA					
Due to Public Utilities					
Accrued Interest Payable					
Accrued Interest Payable					
Accrued Interest Payable					
Deferred Revenues					
Deferred Income - GEDA	61,769.01-	61,769.01-	61,769.01-		
Deferred Revenues -Leases	290,695.74	100,000.00	235,278.19	190,695.74	55,417.55
Deferred Revenues Marinas	7,854.70		9,851.81	7,854.70	1,997.11-

	Current	Amounts Last Month End	Last Year End	This Month Change	This Year
Deferred Revenues	520.00		2,679.00	520.00	2,159.00
Deferred Revenues	237,301.43	38,230.99	186,039.99	199,070.44	51,261.44
Accrued Expenses					
Accrued Payroll	369,046.29	299,575.15	321,687.27	69,471.14	47,359.02
Accrued Vacation Pay-Current	940,610.15	876,564.18	940,610.15	64,045.97	
Accrued Vacation Pay					
Accrued Earthquake Cost					
Accrued Cola/Supplemental					
Accrued Typhoon Cost					
Accrued Medicare Tax					
Accrued Federal Grant	250,000.00	250,000.00	90,540.25		159,459.75
Employee Insurance Payables	4,067.83	6,024.28	1,899.58	1,956.45	2,168.25
Employee Deductions Payable	150,509.89	123,904.28	128,628.62	26,605.61	21,881.27
Withholding Tax Payable					
Credit Union					
Accrued Miscellaneous Deductio					
Accrued Death & Disability Ins					
Retirement Contributions					
Deferred Compensation Plan Pay					
Accrued Expenses	1,714,234.16	1,556,067.89	1,483,365.87	158,166.27	230,868.29
Security Deposits					
Security Deposits -Space Leas	90,887.50	90,887.50	93,566.71		2,679.21
Security Deposits - Marinas	24,839.90	24,619.90	23,234.40	220.00	1,605.50
Security Deposits	115,727.40	115,507.40	116,801.11	220.00	1,073.71
Capital Lease Obligations- Cur					
Captl Lease Obligations-Curren					
Capital Lease Obligations- Cur					
Other Current Liabilities					
Reserve Shortage/Property Dama					
Lease Payable - GEDA					
Other Current Liabilities					
Current Liabilities	7,518,454.39	5,463,999.32	5,943,870.39	2,054,455.07	1,574,584.00
Non Current Liabilities					
Long Term Accrued Expenses					
Unfunded Retirement Contributi					
Accrued Vacation Pay-Long Term	419,703.23	449,966.98	449,966.98	30,263.75	30,263.75
Accrued Sick Lve(DC)-Long Term	1,216,519.94	1,105,722.30	1,105,722.30	110,797.64	110,797.64
Long Term Accrued Expenses	1,636,223.17	1,555,689.28	1,555,689.28	80,533.89	80,533.89
Capital Lease Obligations					
Capital Lease Obligations					
Capital Lease Obligations					

	Current	Amounts Last Month End	Last Year End	This Month	Change This Year
Long Term Loan Payables					
LT-ANZ (USDA) Loan Payable 3.5	2,860,883.44	3,035,317.42	3,035,317.42	174,433.98-	174,433.98-
LT-ANZ (USDA) Loan Payable 12M	11,090,053.04	11,622,081.27		532,028.23-	11,090,053.04
Long Term Loan Payables	13,950,936.48	14,657,398.69	3,035,317.42	706,462.21-	10,915,619.06
Non Current Liabilities	15,587,159.65	16,213,087.97	4,591,006.70	625,928.32-	10,996,152.95
Capital Contributions & Equity					
Contributions-Local Government					
Contributions-Land	3,563,000.00	3,563,000.00	3,563,000.00		
Contributions-Property & Equip	483,688.19	483,688.19	483,688.19		
Contributions-General Fund	13,413,670.45	13,413,670.45	13,413,670.45		
Contributions-G.E.P.A.	100,000.00	100,000.00	100,000.00		
Contributions-PAG (Portion of	7,000.00	7,000.00	7,000.00		
Contributions-Local Government	17,567,358.64	17,567,358.64	17,567,358.64		
Contributions-Federal Governme					
Contributions-U.S. Govt Rehab	10,321,126.26	10,321,126.26	10,321,126.26		
Contributions-Economic Develop	1,492,676.57	1,492,676.57	1,492,676.57		
Contributions-U.S. Department	6,508,875.60	6,508,875.60	6,508,875.60		
Contributions-U.S. Govt-Fema	53,763.30	53,763.30	53,763.30		
Contributions-Federal Governme	18,376,441.73	18,376,441.73	18,376,441.73		
Accumulated Earnings					
Accumulated Earnings	22,953,260.99	22,953,260.99	22,953,260.99		
Accumulated Earnings (Deficit)	12,331,031.72	12,331,031.72	12,331,031.72		
Accumulated Earnings	35,284,292.71	35,284,292.71	35,284,292.71		
Net Earnings (Loss)	272,448.60	3,644,330.00	5.00	3,371,881.40-	272,443.60
Capital Contributions & Equity	71,500,541.68	74,872,423.08	71,228,098.08	3,371,881.40-	272,443.60
Total Liabilities & Capital	94,606,155.72	96,549,510.37	81,762,975.17	1,943,354.65-	12,843,180.55



**PORT AUTHORITY OF GUAM**

**Aging Summary Report**

**As of September 30, 2013**

Account Number	Customer Name	Contact Number	Balance Open	Current	Days Aging				Last Paid		Remarks
					Over 30	Over 60	Over 90	Over 120	Amount	Date	
7376	Maison Navigation Co.	475-59812	\$ 4,721,285.47	\$ 2,694,884.00	\$ 1,289,597.00	\$ 9,331.00	\$ 704.00	\$ 726,769.00	\$ 223,328.83	10/25/13	preparing 2nd notice letter for review & signature. Pymt of \$3,412,828 to date.
10225	Mobil Oil Guam, Inc.	648-3600	\$ 491,016.84	\$ 80,962.00				\$ 410,055.00	\$ 80,961.67	10/10/13	CIP rebate \$29K (overdeducted from rev); Accr mgr comp \$185K to offset. Payment of \$230K to date.
7350	Consolidated Transportation Services Inc.	648-2853	\$ 1,328,607.41	\$ 843,814.00	\$ 213,718.00	\$ 7,238.00	\$ 4,105.00	\$ 259,733.00	\$ 16,782.77	10/11/13	preparing 2nd notice letter for review & signature. Pymt of \$425K to date. Pending BOG confirmation of ACH Credit of \$407,950.43 on 10/29/13
7384	Marianas Steamship Agencies	472-8584	\$ 715,930.41	\$ 566,791.00	\$ 774.00	\$ 8,755.00	\$ 14,364.00	\$ 125,246.00	\$ 45.13	10/23/13	preparing 2nd notice letter for review & signature. Pymt of \$724K to date
14610	U.S. Department of Homeland Security		\$ 739,925.78	\$ 680,533.00				\$ 59,393.00	\$ 5,828.32	10/11/13	aging acct cleared on 10/11/13
7413	Seabridge Inc.	648-9303	\$ 161,084.43	\$ (1,914.00)	\$ 70,897.00	\$ 7,652.00	\$ 25,697.00	\$ 58,753.00	\$ 15,000.00	06/21/13	preparing cash basis letter for review & signature
14405	KVOG Broadcasting/MCS, LLC	647-4487	\$ 52,057.58	\$ 447.00	\$ 1,374.00	\$ 1,427.00	\$ 1,365.00	\$ 47,444.00	\$ 45.36	11/14/12	final notice letter sent on 2/12/13. customer had disclosed his concerns w/former Mgmt. and they were never resolved. Ms. Meryl Paciona is gathering information & will schedule a meeting w/human to table concerns for discussion.
7931	International Bridge Corp.	653-4026	\$ 36,993.57					\$ 36,994.00	\$ 5,000.00	07/14/11	per telecon w/Ms. Vicki JBC's office has been in Kansas since Aug 2011. emailed POC Kimberly Smith for pymt status on 12/17/12, but to date have not gotten a response
7108	Shell Guam, Inc.	647-0000	\$ 40,950.00		\$ 1,950.00	\$ 1,950.00	\$ 1,950.00	\$ 35,100.00	\$ 1,950.00	11/04/11	result of unpaid Paycom Tax since Jan 2012 need to Chap w/Comen.Div if this Tax was terminated & assigned to some other Oil Co.
7388	Cabras Marine Corp	649-9302	\$ 84,137.84	\$ 6,955.00	\$ 5,307.00	\$ 9,482.00	\$ 7,466.00	\$ 34,927.00	\$ -		preparing 2nd notice letter for review & signature
14602	JRC Maritime Services	647-0263	\$ 18,445.24					\$ 18,445.00	\$ 1,000.00	08/31/12	promissory note
12400	Renoith Resources	688-1288	\$ 15,866.10		\$ 342.00	\$ 342.00	\$ 342.00	\$ 14,839.00	\$ 1,342.30	12/05/12	final notice letter sent certified mail. Was returned to our office undeliverable on 10/29/13
9811	Ziskovsky, Michael J./Jan Z's		\$ 14,455.53	\$ 28.00	\$ 750.00	\$ 784.00	\$ 750.00	\$ 12,133.00	\$ -		preparing 2nd notice letter for review & signature
14171	Norton Lilly International	475-4854	\$ 65,223.91	\$ 41,161.00	\$ 267.00	\$ 13,070.00	\$ 222.00	\$ 10,503.00	\$ 635.68	09/27/13	preparing 2nd notice letter for review & signature. Pymt of \$72K to date
14984	Ten Buils Corporation	777-1157	\$ 2,166.24	\$ (8,033.00)				\$ 10,199.00	\$ 22.57	08/08/12	Final notice letter sent on 9/11/13
13554	BKA Koku L.L.C.	635-1123	\$ 9,923.41					\$ 9,923.00	\$ 2,400.00	09/30/08	routed recommendation to write-off over 5 year aging uncollectible
8475	Sanko Bussan (Guam) Co, Ltd.	477-3072	\$ 22,101.24	\$ 10,477.00	\$ 1,533.00	\$ 342.00	\$ 342.00	\$ 9,406.00	\$ 260.00	10/25/13	Final notice letter sent on 9/11/13
14967	Polaris Guam LLC/Wu, John	646-8888	\$ 9,232.77					\$ 9,233.00	\$ 2,121.13	07/19/13	preparing 2nd notice letter for review & signature
9911	Guam YTK Corporation	477-6961	\$ 9,084.14					\$ 9,084.00	\$ 10.26	01/24/11	with legal
14384	Auto Marine Inc.		\$ 5,193.53	\$ 54.00		\$ 25.00		\$ 5,114.00	\$ 2,168.82	09/27/13	promissory note
14444	Office of the Governor of Guam	472-8931	\$ 505,598.47	\$ 291,997.00	\$ 119,377.00	\$ 89,195.00		\$ 5,028.00	\$ 68,099.02	09/08/13	pending disbursement of fed.funds from Treasurer of Guam
14542	Heavy Equipment Rental Options	633-0265	\$ 8,509.04		\$ 580.00			\$ 4,924.00	\$ 2,898.00	08/27/13	promissory note
14160	Bryan Kellar	688-6783	\$ 4,912.04					\$ 4,912.00	\$ 50.00	12/05/11	Small Claims taken off the calendar. Recommendation to write-off as a bad debt emailed to Supervisor for review & approval.
11848	Fantasia Charters/Velez, A	565-7185	\$ 4,931.72	\$ 25.00		\$ 25.00	\$ 25.00	\$ 3,957.00	\$ 510.00	10/25/13	aging acct cleared on 10/25/13. customer is now current.
13121	Tidewater Distributors Inc	687-8473	\$ 3,740.18	\$ 387.00				\$ 3,353.00	\$ 5,119.70	10/17/13	cust contested charges for USCG penalty fine on 11/01/11 w/Comen.Div. pending response. followed up w/Mrs.Meryl Paciona in April 2013
13158	Thompson, Michael J.	477-3533	\$ 2,206.84	\$ (100.00)				\$ 2,307.00	\$ 50.00	09/30/13	tries to make monthly pymts until his account is cleared. RE: Small Claims Case No. SD 9669-12
14283	Brand, Inc.	646-2726	\$ 5,724.31	\$ 169.00	\$ 1,111.00	\$ 1,111.00	\$ 1,111.00	\$ 2,222.00	\$ 2,222.00	10/10/13	preparing delinquent letter for review & signature
14844	Global Investment Group Inc.	685-3156	\$ 2,221.40					\$ 2,221.00	\$ 2,171.40	03/31/11	routed recommendation to write-off as bad debt. insufficient address/contact no.on file. check pymt was returned to us for insufficient funds. unable to locate cust.
11776	Customs and Quarantine Agencies	472-8426	\$ 2,419.28	\$ 50.00	\$ 80.00		\$ 80.00	\$ 2,209.00	\$ 898.56	09/12/13	pending disbursement of budgeted funds from Treasurer of Guam
8547	Sun Bay Corp./Jan Z's Lounge	339-3128	\$ 12,102.27	\$ 122.00	\$ 3,218.00	\$ 3,406.00	\$ 3,218.00	\$ 2,138.00	\$ -		preparing 2nd notice letter for review & signature
7923	Inchcape Shipping Services	477-5921	\$ 31,362.48	\$ 29,235.00				\$ 76.00	\$ 2,051.00	10/21/13	preparing 2nd notice letter for review & signature. Pymt of \$95K to date.
14161	Isle Trucking	898-1911	\$ 2,596.52	\$ 50.00	\$ 483.00			\$ 483.00	\$ 1,581.00	10/21/13	Final notice letter sent on 9/11/13
14797	Santiago, Arsenio A.	846-8747	\$ 2,050.22	\$ 203.00	\$ 203.00			\$ 219.00	\$ 1,425.00	06/27/13	preparing final notice letter for review & signature
14561	Trombley, William P.		\$ 1,787.50	\$ 138.00	\$ 138.00			\$ 138.00	\$ 1,375.00	08/21/12	delinquent letters were returned not deliverable as addressed. unable to forward

14537	Fredrick, Bruce & Dianne	648-0030	\$ 577.32	\$ 275.00	\$ 251.00	\$ 25.00	\$ 25.00	\$ 502.32	09/09/13	preparing 2nd notice letter for review & signature	
14785	Howard, Lynette/John Regla	989-8379	\$ 610.50	\$ 188.00	\$ 325.00	\$ 25.00	\$ 48.00	\$ 25.00	\$ 600.00	08/13/13	as per Ms. Rita, Comm. Div. Eviction fr. being prepared for review & signature
14197	Parsons Brinckerhoff Int'l	986-4554	\$ (140.00)	\$ (160.00)				\$ 20.00	\$ 20.00	08/26/13	
14646	Integrated Biometric Technologies	983-6361	\$ 870.00			\$ 858.00		\$ 12.00	\$ 1,312.00	09/18/13	sch w/ymts made by MORPHOTRUST need to be applied acct.current
14778	IP&E Holding LLC	647-0000	\$ (151,031.81)	\$ (151,033.00)				\$ 1.00	\$ 1,982.11	10/21/13	
14526	Cameronon Micronesia, LLC	483-2662	\$ 59,541.00		\$ 19,847.00	\$ 19,847.00	\$ 19,847.00	\$ 19,847.00	\$ 19,847.00	08/26/12	per email from Esther rental deferral extended by PAG BOD
13044	Smithbridge Guam, Inc.	653-6036	\$ 9,523.04	\$ 461.00	\$ 4,410.00	\$ 4,366.00	\$ 286.00	\$ 4,651.94	\$ 4,651.94	10/16/13	preparing delinquent letter for review & signature
14622	Singeneo, Singeo I.		\$ 412.60	\$ 138.00	\$ 138.00		\$ 138.00	\$ 437.50	\$ 437.50	07/08/13	preparing 2nd notice letter for review & signature
14381	Apra Dive & Marine Sports, Inc.	688-7700	\$ 3,125.61	\$ 446.00	\$ 1,359.00	\$ 1,201.00	\$ 120.00	\$ 1,198.01	\$ 1,198.01	09/03/13	preparing 2nd notice letter for review & signature
14124	Guam Fire Department	472-3311	\$ 240.00	\$ 80.00	\$ 80.00		\$ 80.00	\$ 80.00	\$ 80.00	10/24/13	pending disbursement of budgeted funds from Treasurer of Guam
14923	Shotguns	687-1600	\$ 463.28	\$ 255.00	\$ 180.00		\$ 28.00	\$ 2,000.00	\$ 2,000.00	08/26/13	preparing 2nd notice letter for review & signature
13190	GENTLY BLUE DIVING SHOP	646-0838	\$ 1,571.41	\$ (8.00)	\$ 423.00	\$ 1,157.00		\$ 92.76	\$ 92.76	10/25/12	cust. disputed increased fee w/Army awaiting GM signatures to reverse charge.
13201	Guam Tropical Dive Station	477-2774	\$ 318.29			\$ 316.00		\$ 430.36	\$ 430.36	10/03/13	cust. disputing additional sec. dpmt.
15051	Isla Fishing & Diving, Inc		\$ 505.00	\$ 480.00		\$ 25.00		\$ 480.00	\$ 480.00	10/07/13	preparing delinquent letter for review & signature
7341	Ambyth Shipping & Trading	477-8200	\$ 192,983.27	\$ 192,912.00	\$ 55.00	\$ 17.00		\$ 6,582.48	\$ 6,582.48	10/24/13	cust. disputed aging invoice.
14126	Margarita Charters	777-8506	\$ 934.90		\$ 935.00			\$ 934.90	\$ 934.90	10/23/13	preparing delinquent letter for review & signature
14061	AR Sunrise Canteen/Catering Svcs.	477-6133	\$ 585.69	\$ 14.00	\$ 572.00			\$ 585.69	\$ 585.69	10/23/13	aging acct. cleared on 10/23/13
13641	M.A.Y. (Guam) Inc.	647-6020	\$ 800.56	\$ 400.00	\$ 400.00			\$ 800.56	\$ 800.56	10/11/13	aging acct. cleared on 10/11/13
15106	MORPHOTRUST USA	202-685-4848	\$ 3,382.00	\$ 2,982.00	\$ 400.00			\$ 1,840.00	\$ 1,840.00	10/17/13	aging acct. cleared on 10/29/13
13914	Dacanay, Ann R.	969-7314	\$ 343.75	\$ 138.00	\$ 206.00			\$ 343.75	\$ 343.75	10/01/13	closed acct. on 10/01/13...balance cleared.
15091	Heigenberger, Patrick	989-0951	\$ 275.00	\$ 138.00	\$ 138.00			\$ 137.50	\$ 137.50	07/02/13	preparing delinquent letter for review & signature
12419	Nelson, Jeff G.	649-5722	\$ 147.50	\$ 88.00	\$ 60.00			\$ 290.00	\$ 290.00	07/08/13	preparing delinquent letter for review & signature
14866	Euh, Sol Y.	888-9989	\$ 100.00	\$ 50.00	\$ 50.00			\$ 200.00	\$ 200.00	04/30/13	preparing delinquent letter for review & signature
14436	John C. Aguan/Myung J. Park	688-7398	\$ 75.00	\$ 50.00	\$ 25.00			\$ 50.00	\$ 50.00	07/12/13	preparing delinquent letter for review & signature
13202	Department of Administration	475-1129	\$ 442,997.21	\$ 442,997.00				\$ 320,761.14	\$ 320,761.14	10/14/13	
14642	Tristar Terminals Guam, Inc.	565-2300	\$ 155,628.59	\$ 155,629.00				\$ 123,182.46	\$ 123,182.46	09/25/13	
8493	Scuba Company	649-3369	\$ 3,766.78	\$ 3,767.00				\$ 5,946.44	\$ 5,946.44	10/04/13	
15122	Global Un Salvage Inc.	888-6236	\$ 2,584.14	\$ 2,584.00				\$ 13,247.74	\$ 13,247.74	10/22/13	
13696	Lotus Pacifica Trading, Inc.	727-3368	\$ 1,768.39	\$ 1,768.00				\$ 1,939.07	\$ 1,939.07	10/21/13	
10111	Maeda Pacific Corporallon	646-6050	\$ 1,347.57	\$ 1,348.00							
7763	Guam Dolphin's Marine Sports Club	687-3492	\$ 806.30	\$ 806.00				\$ 1,947.44	\$ 1,947.44	10/03/13	
9620	Atupang Beach Club	646-1940	\$ 747.66	\$ 748.00				\$ 432.51	\$ 432.51	09/30/13	
14387	Guam Sungwoo Ferry Corp.	898-1862	\$ 650.00	\$ 650.00				\$ 650.00	\$ 650.00	10/08/13	
1490	Guam Telephone Authority	646-2100	\$ 460.97	\$ 461.00				\$ 26.80	\$ 26.80	10/14/13	
13030	South Pacific Petroleum Co	472-9871	\$ 431.90	\$ 432.00				\$ 30,204.91	\$ 30,204.91	09/27/13	
9831	Fish Hook Inc.	472-5060	\$ 280.00	\$ 280.00				\$ 280.00	\$ 280.00	10/01/13	
10778	Real World Diving	646-8903	\$ 278.53	\$ 279.00				\$ 190.58	\$ 190.58	10/07/13	
12446	Coam Trading (Guam) Co. Ltd.	472-4587	\$ 241.29	\$ 241.00				\$ 749.20	\$ 749.20	09/25/13	
15103	Collier, Ernest	488-2656	\$ 220.00	\$ 220.00				\$ 220.00	\$ 220.00	10/03/13	
14948	Oka, Hiroyuki	649-5551	\$ 162.50	\$ 163.00				\$ 275.00	\$ 275.00	08/19/13	
13108	Turner David	649-9745	\$ 162.50	\$ 163.00				\$ 300.00	\$ 300.00	10/07/13	
15097	Junsay, Lowell B.	487-5283	\$ 161.75	\$ 162.00				\$ 137.00	\$ 137.00	09/19/13	
14963	Caestro, Jesse AR	777-4241	\$ 137.50	\$ 138.00				\$ 300.00	\$ 300.00	10/25/13	
14485	Reins, Julian T.	632-0036	\$ 135.00	\$ 135.00				\$ 140.00	\$ 140.00	08/06/13	
14890	Roberts, Tom	632-9733	\$ 115.92	\$ 116.00				\$ 115.92	\$ 115.92	10/08/13	
11764	American Bureau of Shipping	477-7490	\$ 110.43	\$ 110.00				\$ 561.92	\$ 561.92	08/23/13	
15135	Studer, Heinz	619-708-0682	\$ 74.00	\$ 74.00				\$ 660.00	\$ 660.00	08/23/13	
14523	Quinala, Frank	472-5080	\$ 70.00	\$ 70.00				\$ 70.00	\$ 70.00	10/01/13	

14482	Quinata, John		\$ 1,341.50					\$ 1,342.00	\$ -		Routed recommendation to write off. Inactive tenant. Court hearing on 12/21/10. Tenant admitted to charges (\$1,262.50/balance on acct.) + \$79.00 (court fees). Payment plan was discussed but was never paid. JDX filed at Small Claims Court on 5/14/12, documents were given to SIS Investigate Svcs (process server) to be served to Mr. Quinata. Court hearing was scheduled for 6/27/12. Process server was unable to serve Mr. Quinata so a declaration on non-service was filed on 6/26/12. JDX filing fee was \$15.00 and Process Server fee was \$25.00. Mail returned not deliverable as addressed unable to forward.
14868	Le, Hien Van	797-6269	\$ 1,237.50					\$ 1,238.00	\$ 137.50	02/14/12	no valid contact no. on file. Will flip w/Comm. what the next step will be
14336	Cruz, Joseph L.	477-1818	\$ 3,937.32	\$ 231.00	\$ 457.00	\$ 1,612.00	\$ 482.00	\$ 1,155.00	\$ 686.04	06/04/13	Final notice letter acknowledged on 9/11/13 will ask Comm. Div. to prepare a letter of default & eviction.
13654	Ball, Barney		\$ 958.96					\$ 958.00	\$ 106.53	02/28/11	routed recommendation to write off...inactive tenant. Small Claims Case No. 0663-13, Court Hearing on 7/24/12. Judgment by Default in favor of PAG was declared by Honorable Judge Benjamin Simon Jr. to-date, still unable to contact defendant for payment. Cust. defaulted on p-note pymt. Delinquent letter returned due to insufficient address.
14821	Searunner Marine Inc.	472-1144	\$ 902.50					\$ 903.00	\$ 100.00	09/27/13	trying to sale his boat and pay-off his acct does not occupy slip.
14486	Bock, Chris	483-9778	\$ 875.00					\$ 875.00	\$ 137.50	08/25/10	Routed recommendation to write off...Filed w/Small Claims on 6/22/12. SMALL CLAIMS Case No. SD0665-12 was assigned but was never addressed in court. Process server was unable to locate tenant and therefore filed a Declaration of Non-Service on 7/23/12. Filing fee was \$15.00 and Process Server fee was \$25.00.
14535	Young, Dione & Jerry	565-8535	\$ 1,403.00	\$ 177.00	\$ 177.00		\$ 177.00	\$ 871.00	\$ 200.00	10/02/13	cust submitted a letter of consideration on fees to Comm Div.
10621	Paraz, Thomas L.G.	646-8651	\$ 845.33					\$ 845.00	\$ 80.00	10/14/13	customers' son visited our office to clarify charges & voice his issue's & concerns w/Comm Div.
9814	Fentress, Michael D.	565-4038	\$ 1,212.50	\$ 138.00	\$ 138.00	\$ 25.00	\$ 138.00	\$ 775.00	\$ 300.00	07/23/13	certified mail was returned unclaimed on 8/13/13. will flip w/Comm what the next step will be.
14575	Twillegear, Rosco Dean	477-6490	\$ 935.00	\$ 25.00	\$ 70.00		\$ 70.00	\$ 770.00	\$ 150.00	09/27/13	preparing delinquent letter for review & signature
14580	Poll, Pederro H.		\$ 746.25					\$ 746.00	\$ 10.00	04/22/09	Routed recommendation to write off...inactive tenant, aging over 4 years. Unsuccessful in contacting cust through phone(no. av) identified mail returned.
14815	Ruttd, Sisdo	777-3649	\$ 787.50	\$ 25.00		\$ 25.00		\$ 738.00	\$ 200.00	08/22/13	tries to make monthly pymts until his account is cleared. Had health problems & concerns. RE Small Claims Case No. SD 0662-12
14480	Moody, Mike		\$ 550.00					\$ 550.00	\$ -		Routed recommendation to write off...inactive tenant, aging over 4 years. No contact no. on file. Mail returned not deliverable as addressed, unable to forward.
14849	Triad International		\$ 471.00					\$ 471.00	\$ 140.00	04/03/12	defaulted on p-note. insufficient contact# on file. Preparing documents to file at Small Claims to collect fees due to us.
14922	Jack Michael	649-7300	\$ 785.00	\$ 163.00	\$ 138.00	\$ 25.00		\$ 460.00	\$ 300.00	10/07/13	preparing 2nd notice letter for review & signature
14755	Marsone, Markus		\$ 405.50					\$ 406.00	\$ 50.00	09/11/12	Routed recommendation to write off...Filed w/Small Claims on 6/22/12. SMALL CLAIMS Case No. SD0666-12 was assigned but was never addressed in court. Process server was unable to locate tenant and therefore filed a Declaration of Non-Service on 7/23/12. Mr. Marsone no longer resides at 150 Sunflower Mechananono Dededo and is no longer employees w/Bob's Nursery. Filing fee was \$16.00 and Process Server fee was \$25.00.
14597	Topasna, Juan JP		\$ 369.00					\$ 369.00	\$ -		Delinquent letter came back insufficient address. Small Claims Case No. 0279-11 taken off calendar. Customer visited our office & promised to make a payment soon. Informed Ms Rita.
15062	Kondo, Etsuro	477-3533	\$ 175.00					\$ 175.00	\$ 300.00	05/09/13	Delinquent letter returned insufficient address, unable to forward
13727	Ross, Robert	477-7238	\$ 326.00	\$ 25.00	\$ 138.00	\$ 25.00		\$ 138.00	\$ 300.00	09/18/13	preparing final notice letter for review & signature
14741	Mario, Bruno	477-9420	\$ 106.00					\$ 106.00	\$ 25.00	08/19/13	tries to make monthly pymts until his account is cleared. RE Small Claims Case No. SD 0664-12
14907	Taitano, John	472-5161	\$ 84.00					\$ 84.00	\$ 21.00	10/14/13	cust says that boat was not in slip for past due months. pending \$'s & clarification from Mr. John L.G. (Comm. Div.)
14368	Tyco Electronics Subsea Co.	503-283-8994	\$ 648.34	\$ 563.00				\$ 66.00	\$ 11,491.20	10/08/13	pending credit on warehouse repairs. This credit will clear past due acct.
14968	Nguyen, Hoa Van	647-8262	\$ 50.00					\$ 50.00	\$ 880.00	02/05/13	preparing final notice letter for review & signature
11758	V. Angoco's Trucking	565-2395	\$ 42.78					\$ 43.00	\$ 45.13	10/01/13	need to credit customer for duplicate billing. credit memo routed for review & signature
14364	P.S.V. Corp./Joo, Gi Bum	477-1900	\$ 6,698.40	\$ 985.00	\$ 2,130.00	\$ 1,517.00	\$ 2,027.00	\$ 38.00	\$ 6,753.01	08/01/13	preparing 2nd notice letter for review & signature

15088	Shida, Paul H.	649-6482	\$ 70.00	\$ 70.00				\$ 70.00	10/23/13
14791	Fong, Francis L	472-5060	\$ 29.32	\$ 29.00				\$ 198.00	06/27/13
13191	Paul SN. Aguon and Seo Jun	734-1292	\$ 29.32	\$ 29.00				\$ 380.00	07/02/13
14429	Wellbacher, Walden	472-2719	\$ 25.00	\$ 25.00				\$ 250.00	09/05/13
14582	Peckler, Paul E.R./PCR Guam	473-3560	\$ 17.59	\$ 18.00				\$ 17.59	10/24/13
13874	Core Tech International	647-9120	\$ 14.86	\$ 15.00				\$ 210.70	10/04/13

Port Authority of Guam  
Accounts Payable Summary  
As of September 30, 2013

Number	Supplier Name	Phone Number	Co	Balance Open	Current	Aging					Over
						61 - 90	91 - 120	121 - 0	0		
1485	Administrative Se	-	00050	1.00							1
12215	Americana Supplie	671 646-4371	ERIC 00050	196.00	196						
12983	Auto Air Inc.	671 646-8236	00050	803.00		803					
14940	Baleto, Christine	-	00050	50.00	50						
14841	Benito, Michael T	-	00050	50.00	50						
11768	Benson Guam Enter	671 477-7562	SALLY 00050	934.03	934						
12239	Best American Too	671 646-5058	ELMA 00050	926.55	927						
11770	Black Constructio	671 646-4864	204 00050	122267.60	122268						
13495	BME & Son Inc./DB	671 637-5489	8 00050	105590.70	105591						
13174	Calvos Select Car	671 472-6816	00050	293.54							294
11831	Cash	-	00050	1831.39	1831						
13684	Chang Chin Inc.	671 649-4074	00050	2239.00	2239						
15134	Clyde & Co. LLP	-	00050	2000.00	2000						
7131	Commercial Tire C	671 633-3026	PAT 80050	180.00	180						
12106	ComPacific	671 637-6673	00050	367.00	367						
14591	Cruz, Patricia H.	-	00050	554.10							
13935	D.S.Y. Corporatio	671 637-1687	PE 00050	2049.00	2049						554
14510	Data Management R	671 647-3674	00050	1797.75	1798						
11148	Dept. Rev.& Tax(W	-	00050	409.45	428						18
11778	Dewitt Trans Serv	671 646-4442	64818 00050	1784.73	1785						
7798	Diamond Auto Part	671 649-4234	64605 00050	3156.40	3156						
14763	Fastenal Company	671 648-1406	00050	322.19	322						
14372	Federal Reserve B	800 553-2663	00050	1400.00							1400
9030	Foremost Crystal	671 649-9782	00050	793.50	794						
14865	Gibson, Mary Mich	-	00050	50.00	50						
11447	Gov't of Guam Ret	-	00050	6.20							6
13737	Gov't of Guam Ret	-	00050	28.87							29
11455	Gov't of Guam Ret	-	00050	19.02							19
11130	Government of Gua	671 475-8951	2 00050								
14507	Guam Home Center	671 632-4442	00050	200.79	201						
7851	Guam Power Author	671 565-2909	AGAT 00050	107829.18	107829						
12126	Guam Waterworks A	671 647-7800	ROSE 00050	239734.70	113558	126176					
14920	Heavy Equipment P	671 688-8401	00050	1080.00	1080						
14320	Home Depot (The)	671 648-0401	00050	1411.57	1412						
9187	Hydra-Air Pacific	671 649-5843	5844N 00050	302.77	303						
9152	HFP Industrial Pr	671 647-0345	00050	2787.28	2787						
13092	I Connect	671 888-8888	88875 00050	7868.11	7861						7
8889	Internal Revenue	-	00050		42263						
11830	Iris Ltd.	310 541-4000	00050	3500.00	3500						42263
11784	Island Choice Dri	671 637-8902	00050	1395.90	1396						
9224	Island Equipment	671 646-0526	75654 00050	1108.09	1108						
12768	IBM Corporation	808 597-9579	CATHY 00050	2242.07	2242						
14514	ICON Corporation	671 687-4266	00050	1851.30	1851						
15018	INSPIRE AD AGENCY	-	00050	3700.00	3700						
9291	J.V. Internationa	671 646-9524	9540 00050	611.65	612						
14946	JTC Services Guam	671 473-3000	00050	2323.40	2323						
11786	K-M universal Pal	671 646-1851	EDDIE 00050	865.02	865						
11888	Kings Auto Parts	671 472-8142	370EO 00050	649.95	650						
9339	Lab Safety Supply	800 356-0783	00050	11.00	11						
15140	LMS SHIPMANAGEMEN	251 243-9140	00050	500.00	500						
10111	Maeda Pacific Cor	671 646-6050	ROMIE 00050	670788.90	670789						
7376	Matson Navigation	671 475-5981	2 00050	542319.69	363378						
11929	Megabyte	671 649-9698	00050	2230.60	2231						178942
10188	Mid-Pac Far East	671 632-5160	51695 00050	41.82	42						
10250	Morrice Equipment	671 649-1947	FRANK 00050	5624.70	5625						

Port Authority of Guam  
Accounts Payable Summary  
As of September 30, 2013

Number	Supplier Name	Phone Number	Co	Balance Open	Current	Aging				
						61 - 90	91 - 120	121 - 0	Over 0	
15106	MORPHOTRUST USA	202 688-4848	00050	60.00	60					
12510	N.C. Macario & As	671 649-0901	00050	49265.22	49265					
10330	Napa Auto Parts	671 637-664271416	00050	2354.95	2355					
10356	National Office S	671 734-0314EMILY	00050	3568.00	3568					
14711	National Trading	671 647-1883	00050	184.00	184					
10399	Oceanic Lumber, I	671 646-91113MYLE	00050	329.80	340					
12034	Office Of The Att		00050	12957.13						12957
11811	Pacific Daily New	671 472-1736FAEX2	00050	21.43	21					
13901	Pacific Waste Sys	646-1925	00050	6275.56	6276					
12184	Pacific Welding S	671 477-436547222	00050	1405.00	1405					
14197	Parsons Brinckerh	671 988-4554MATTH	00050	253338.90	253339					
14831	Phillips and Bord	671 477-2223	00050	208894.48	190861	18033				
14631	Public Utilities	671 472-1907	00050	2418.37	2418					
11439	PAG Goodwill & Mo	671 477-5931	00050	4.00						4
14132	PMC Isla Health S	671 647-6201	00050	22880.00	22880					
9208	PTI Pacifica, Inc	671 646-888689	00050	7.01	7					
13428	R & R Plus Co.	671 646-8295HENRY	00050	730.00	730					
12301	Rainbow Paints Su	671 649-6000	00050	33.00	33					
13893	Reaction Automoti	671 473-7204	00050	76.00	76					
10823	Reaction Supply C	671 472-5651	00050	5118.92	5119					
7093	Safety 1st system	671 649-6440DAVE	00050	304.37	304					
13524	Sam Duk Corporati	671 646-0435	00050	750.00	750					
14792	SecureSafe Soluti	671 649-0797	00050	330.00	330					
12557	Signmakers	671 649-7858	00050	210.00	210					
12987	South Pacific Env	671 649-7609SARAH	00050	904.80	905					
13030	South Pacific Pet	671 472-8871OPERA	00050	20445.32	20445					
11017	Speed Way Machine	671 649-5364BERNI	00050	1065.00	1065					
7114	Standard Office S	671 646-4825POLLY	00050	722.75	723					
14864	STANDARD INSURANC	971 321-2091	00050	6219.59						
13246	Total Chemical Re	671 646-4742	00050	417.60		418				6220
11983	Treasurer of Guam		00050							
24642	Tristar Terminals	671 565-2300	00050	486.12						
11615	Tsang Brothers Co	671 638-8133CHRIS	00050	1285.88	1286					486
14840	Tydingco, Daniel		00050	50.00	50					
12974	United Tire	671 649-6132LIZ	00050	21554.00	21554					
11993	University of Gua	671 735-2991	00050	600.00	600					
11956	Workers Compensat		00050	18057.81	9433	609				8016
7253	Xerox Corporation	671 477-94569495	00050	4384.94	4385					
00050	Port Authority of Guam			2495540.06	2098285	145243	803			251209
	Grand Total			2495540.06	2098285	145243	803			251209





**PORT OF GUAM**  
*ATURIDAT I PUETTON GUAHAN*  
**Jose D. Leon Guerrero Commercial Port**  
1026 Cabras Highway, Suite 201, Piti, Guam 96925  
Telephone: 671-477-5931/35 Facsimile: 671-477-2689/4445  
Website: [www.portguam.com](http://www.portguam.com)



Eddie Baza Calvo  
Governor of Guam  
Ray Tenorio  
Lieutenant Governor

December 2, 2013

## **FINANCE**-YTD October FY2014

Financial Highlights

Income Statement

Balance Sheet

Accounts Receivable Aging Summary Report

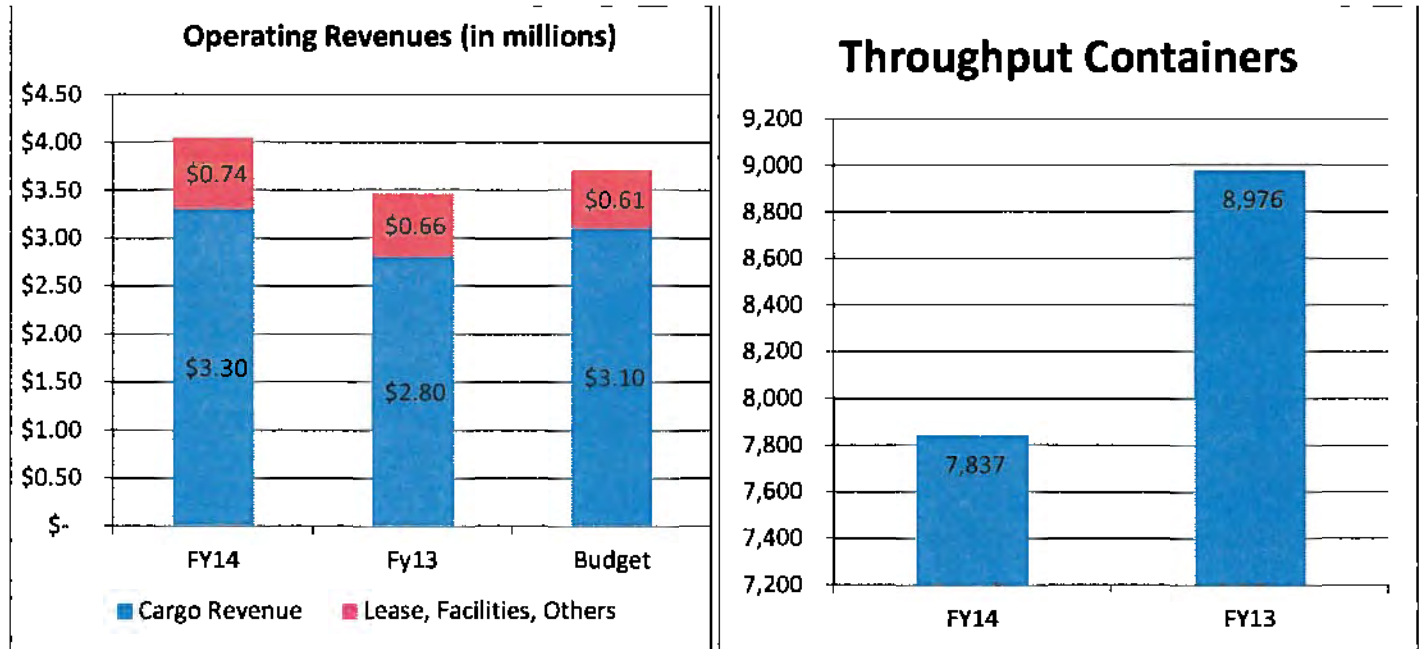
Accounts Payable Summary

Budget Lift/Transfer Monthly Activity

Crane Surcharge Ledger

## Financial Highlights – YTD October FY2014

### Operating Performance:



Total Operating Revenues as of October 2013 was \$4 million, which consist of \$3.3 million in cargo revenues and \$735 thousand in Facilities, Leases, and Other Services.

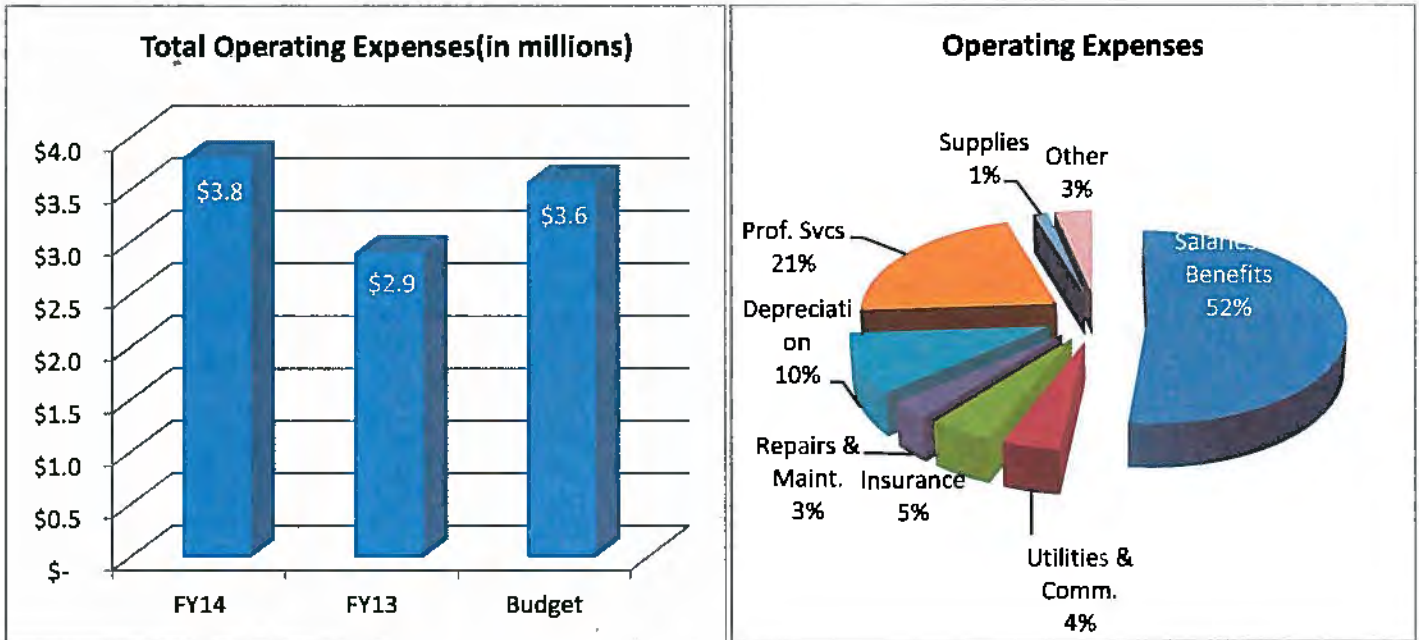
FY14 YTD cargo revenue is 19% higher than last year's total (\$2.8mil) and 8% higher than Budget (\$3.1 mil).

FY14 YTD Facilities, Leases, and Other Services as of October is 11% higher than last year (\$661 thousand) and 21% higher than budget (\$606 thousand).

Overall Operating Revenues as of October is 10% higher than Budget (\$3.7 mil) and 17% higher than last year's year to date October (\$3.5 mil).

Total number of containers handled as of October 2013 was 7,837 which is 12% lower compared to last year October total 8,976.





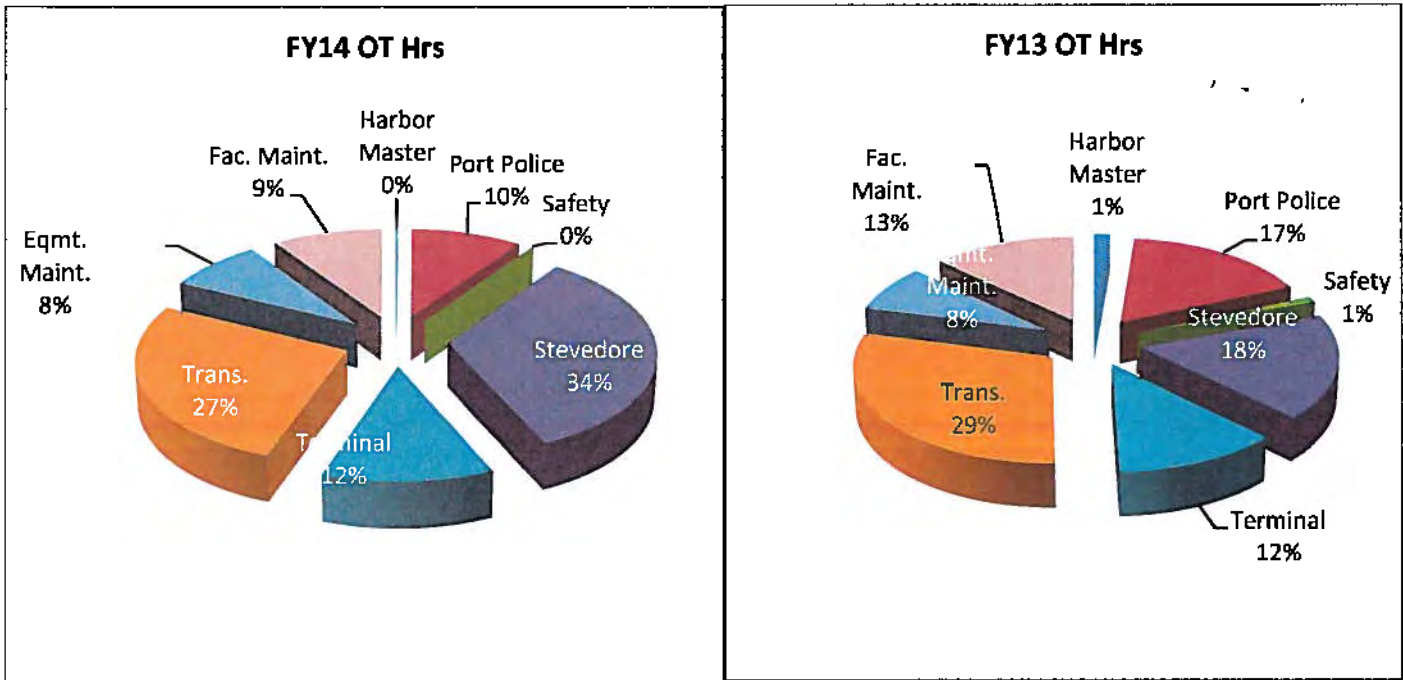
Total Operating Expenses as of October 2013 was \$3.8 million, which is 6% higher than Budget (\$3.57 mil) and 30% higher than last year's total operating expenses (\$2.9 mil).

Total Overtime as of October 2013 was \$150 thousand which is 44% higher than last year October (\$104k). Direct Labor Revenue as of October was \$245 thousand, which is 13% higher than last year and 15% higher than budget. Direct Labor charges are for services performed by Port employees under special service request and differentials under the throughput.

Below is the breakdown of overtime for each division/section for FY14 and FY13 as of October:

Sections	FY2014	FY2013	Budget	OT/HOL Revenue
Harbor Master	225	1,496	833	0
Port Police	14,336	17,662	8,333	5,878*
Safety	116	1,079	1,000	0
Stevedore-Cargo Handling	47,079	17,125	17,744	27,589
-Rigger	3,178	1,444	1,250	2,446
Terminal	17,952	12,719	8,333	16,684
Trans-Superintendent	7,580	5,599	6,708	0
-Crane Operators	11,996	6,969	8,458	3,254
-Equipment Oper.	18,858	16,027	12,833	16,398
-Dispatcher	1,929	1,951	1,167	0
Maint.-Crane Maint.	8,374	5,316	6,824	0
-Preventive Maint.	0	647	1,667	0
-Fleet Maint.	3,452	2,288	3,750	0
-Welders	611	0	4,583	0
Facility Maint.-Building	889	867	917	0
-Elect./Refr.	13,287	12,733	3,333	0
<b>TOTAL</b>	<b>149,861</b>	<b>103,921</b>	<b>87,901</b>	<b>72,249</b>

\*Port Police OT Revenue is due to Passenger Vessels or under special service request. Electricians revenue is due to special service requests.



Year to date Operating Revenues minus the Year to date Operating Expenses resulted to an Operating Income of \$279k as of October 31, 2013.

Non Operating Revenues and Expenses consist of the following: \$107k-Retirement contribution for COLA, Supplemental and Medical/Dental/Life Insurance expenses, \$73k-Interest expense on loans, \$56k-Federal Reimbursements and \$30k Interest Income. The net total of non operating expenses and revenues as of October is a negative \$93k.

The Total Net Income as of October is \$185 thousand.

**Accounts Receivable Trade (net)** as of October 31, 2013 is \$7.2 million.

Aging Status is as follows: 62% - Current, 12% - over 30 days, 3% - over 60 days, 2% - over 90 days and 21% - over 120 days.

**Accounts Payable Trade** as of October 31, 2013 is \$2.6 million which is 4% higher than last month ending balance of \$2.5 million.

**Port Authority of Guam  
Income Statement  
With Budget Comparison (Unaudited)  
1 Months Ending 10/31/13**

Current Month		Last Year		Budget		%	Chng	Year to Date		Last Year to Date				
Actual	%	Actual	%	Budget	%			Actual	%	Actual	%	Chng	Budget	%
<b>OPERATING REVENUES</b>														
<b>CARGO THROUGHPUT REVENUES</b>														
435,113	10.7	632,364	18.3	613,949	-29.1	CT- CHASSIS	435,113	10.7	632,364	18.3	-31.2	613,949	-29.1	
1,108,127	27.3	1,005,560	29.1	843,181	31.4	CT-GROUND	1,108,127	27.3	1,005,560	29.1	10.2	843,181	31.4	
82,428	2.0	30,727	0.9	54,446	51.4	CT-BREAKBULK	82,428	2.0	30,727	0.9	166.3	54,446	51.4	
1,007	0.0	184	0.0	961	4.8	CT-UNITIZED	1,007	0.0	184	0.0	447.8	961	4.8	
	0.0		0.0		0.0	CT-TUNA		0.0		0.0	0.0		0.0	
53,391	1.3	13,076	0.4	43,056	24.0	CT-RO/RO	53,391	1.3	13,076	0.4	308.3	43,056	24.0	
5,321	0.1	6,610	0.2	9,243	-42.4	CT-STUFFING/DEVAN	5,321	0.1	6,610	0.2	-19.5	9,243	-42.4	
1,644	0.0	1,230	0.0	2,037	-19.3	CT-HEAVYLIFT	1,644	0.0	1,230	0.0	33.7	2,037	-19.3	
41	0.0		0.0	2,178	-98.1	CT-LONGLENGTH	41	0.0		0.0	0.0	2,178	0.0	
10,550	0.3	7,800	0.2	9,069	16.3	OUT-OF-GAUGE CARGO (OOG)	10,550		7,800			9,069	0.0	
<b>1,697,621</b>	<b>41.9</b>	<b>1,697,550</b>	<b>49.2</b>	<b>1,578,120</b>	<b>7.6</b>	<b>CARGO THROUGHPUT REVENUES</b>	<b>1,697,621</b>	<b>41.9</b>	<b>1,697,550</b>	<b>49.2</b>	<b>0.0</b>	<b>1,578,120</b>	<b>7.6</b>	
<b>OTHER CARGO RELATED REVENUES</b>														
1,278	0.0		0.0	948	0.0	LIFT ON/LIFT OFF	1,278	0.0		0.0	0.0	948	0.0	
7,236	0.2		0.0	6,952	4.1	PRESLUNG	7,236	0.2		0.0	#DIV/0!	6,952	4.1	
	0.0		0.0		0.0	EXPORT SCRAP CONTAINER		0.0		0.0	0.0		0.0	
157,508	3.9	233,376	6.8	194,222	-18.9	TRANSHIP CONTAINERS	157,508	3.9	233,376	6.6	-32.5	194,222	-18.9	
8,983	0.2	10,443	0.3	16,363	-45.1	OVERSTOWED CONTAINERS	8,983	0.2	10,443	0.3	-14.0	16,363	-45.1	
257	0.0		0.0	390	0.0	SHIFTED CONTAINERS	257	0.0		0.0	0.0	390	-34.2	
3,499	0.1	2,370	0.1	2,851	22.7	RIGGED CONTAINERS	3,499	0.1	2,370	0.1	47.6	2,851	22.7	
9,360	0.2	10,336	0.3	8,303	0.0	REEFER CNTR-PLUG/UNPLUG	9,360	0.2	10,336	0.3	0.0	8,303	0.0	
245,100	6.0	216,614	6.3	212,890	15.1	DIRECT LABOR BILLED	245,100	6.0	216,614	6.3	13.2	212,890	15.1	
26,449	0.7	12,410	0.4	12,808	106.5	EQUIPMENT RENTAL	26,449	0.7	12,410	0.4	113.1	12,808	106.5	
30,356	0.7	28,395	0.8	29,424	3.2	PORT FEES & DOCKAGE	30,356	0.7	28,395	0.8	6.9	29,424	3.2	
408,210	10.1	378,631	11.0	369,329	10.5	WHARFAGE	408,210	10.1	378,631	11.0	7.8	369,329	10.5	
48,370	1.2	54,472	1.6	48,975	-1.2	FUEL SURCHARGE	48,370	1.2	54,472	1.6	-11.2	48,975	-1.2	
15,882	0.4	18,336	0.5	15,088	5.3	MARITIME SECURITY FEE	15,882	0.4	18,336	0.5	-13.4	15,088	5.3	
131,159	3.2	128,054	3.7	125,345	0.0	FACILITY MAINTENANCE FEE	131,159	3.2	128,054	3.7	2.4	125,345	4.6	
525,176	13.0		0.0	459,360	0.0	CRANE SURCHARGE	525,176	13.0		0.0	0.0	459,360	14.3	
<b>1,618,822</b>	<b>39.9</b>	<b>1,093,438</b>	<b>31.7</b>	<b>1,503,248</b>	<b>7.7</b>	<b>OTHER CARGO RELATED REVENUES</b>	<b>1,618,822</b>	<b>39.9</b>	<b>1,093,438</b>	<b>31.7</b>	<b>48.0</b>	<b>1,503,248</b>	<b>7.7</b>	
<b>3,316,444</b>	<b>81.8</b>	<b>2,790,988</b>	<b>80.9</b>	<b>3,081,368</b>	<b>7.6</b>	<b>OPERATING REVENUES</b>	<b>3,316,444</b>	<b>81.8</b>	<b>2,790,988</b>	<b>80.9</b>	<b>18.8</b>	<b>3,081,368</b>	<b>7.6</b>	

**Port Authority of Guam  
Income Statement  
With Budget Comparison (Unaudited)  
1 Months Ending 10/31/13**

Current Month		Last Year		Budget	% Chng		Year to Date		Last Year to Date				
Actual	%	Actual	%				Actual	%	Actual	%	Chng	Budget	%
<b>NON OPERATING REVENUES</b>													
<b>FACILITIES</b>													
92,238	2.3	83,046	2.4	90,879	0.0	FACILITIES USAGE MOBIL	92,238	2.3	83,046	2.4	0.0	90,879	0.0
304,164	7.5	140,997	4.1	213,585	0.0	FACILITIES USAGE TRISTAR	304,164	7.5	140,997	4.1	0.0	213,595	0.0
171,356	4.2	87,046	2.5	79,118	116.6	FACILITIES USAGE SPACE RENTAL	171,356	4.2	87,046	2.5	96.9	79,118	116.6
(88,103)	-1.6	58,387	1.7	93,354	-170.8	FACILITIES LEASE INCOME	(66,103)	-1.6	58,387	1.7	-213.2	93,354	-170.8
5,638	0.1	5,881	0.2	5,819	-3.1	FACILITIES COMMON AREA MAINTENANCE FEE	5,638	0.1	5,881	0.2	-4.1	5,819	-3.1
3,193	0.1	3,912	0.1	3,433	-7.0	FACILITIES SECURITY SURCHARGE RENTAL	3,193	0.1	3,912	0.1	-18.4	3,433	-7.0
21,413	0.5	20,209	0.6	20,442	4.8	MARINA REVENUES	21,413	0.5	20,209	0.6	6.0	20,442	4.8
3,855	0.1	4,175	0.1	4,530	-14.9	HARBOR OF REFUGE	3,855	0.1	4,175	0.1	-7.7	4,530	-14.9
153,920	3.8	205,069	5.9	58,333	0.0	DEMURRAGE	153,920	3.8	205,069	5.9	-24.9	58,333	0.0
<b>689,674</b>	<b>17.0</b>	<b>608,722</b>	<b>17.6</b>	<b>569,303</b>	<b>21.1</b>	<b>FACILITIES</b>	<b>689,674</b>	<b>17.0</b>	<b>608,722</b>	<b>17.6</b>	<b>13.3</b>	<b>569,303</b>	<b>21.1</b>
<b>OTHER FEES &amp; SERVICES</b>													
	0.0		0.0		0.0	CLAIMS FEE		0.0		0.0	0.0		0.0
13,873	0.3		0.0		0.0	BULK SCRAP	13,873	0.3		0.0	0.0		0.0
	0.0	189	0.0	178	0.0	MATERIAL USED		0.0	189	0.0	0.0	178	0.0
6,839	0.2	14,551	0.4	4,591	0.0	PASSENGER SERVICE	6,839	0.2	14,551	0.4	-53.0	4,591	49.0
1,434	0.0	5,165	0.1	2,517	0.0	BUNKER	1,434	0.0	5,165	0.1	-72.2	2,517	-43.0
10,034	0.2	16,333	0.5	24,486	-59.0	SPECIAL SERVICES	10,034	0.2	16,333	0.5	-38.6	24,486	-59.0
11,772	0.3	15,074	0.4		0.0	ELECTRICAL POWER	11,772	0.3	15,074	0.4	-21.9		0.0
<b>43,952</b>	<b>1.1</b>	<b>51,311</b>	<b>1.5</b>	<b>31,772</b>	<b>38.3</b>	<b>OTHER FEES &amp; SERVICES</b>	<b>43,952</b>	<b>1.1</b>	<b>51,311</b>	<b>1.5</b>	<b>-14.3</b>	<b>31,772</b>	<b>38.3</b>
<b>2,218</b>	<b>0.1</b>	<b>753</b>	<b>0.0</b>	<b>1,293</b>		<b>ADMINISTRATIVE FEES &amp; SERVICES</b>	<b>2,218</b>	<b>0.1</b>	<b>753</b>	<b>0.0</b>	<b>194.4</b>	<b>1,293</b>	<b>0.0</b>
<b>0.0</b>						<b>REIMBURSEMENTS</b>							
<b>0.0</b>				4,417	0.0	FEDERAL REIMBURSEMENT	<b>0.0</b>		<b>0.0</b>	<b>0.0</b>	<b>0.0</b>	4,417	0.0
<b>0.0</b>			0.0		0.0	EARTHQUAKE INSURANCE	<b>0.0</b>		<b>0.0</b>	<b>0.0</b>	<b>0.0</b>		0.0
<b>0.0</b>			0.0		0.0	TYPHOON INSURANCE	<b>0.0</b>		<b>0.0</b>	<b>0.0</b>	<b>0.0</b>		0.0
<b>0.0</b>			0.0		0.0	OTHER REIMBURSEMENT	<b>0.0</b>		<b>0.0</b>	<b>0.0</b>	<b>0.0</b>		0.0
<b>0.0</b>		4	0.0		0.0	REVENUE MINIMUM CHARGE	<b>0.0</b>		<b>4</b>	<b>0.0</b>	<b>0.0</b>		0.0
<b>-</b>	<b>0.0</b>	<b>4</b>	<b>0.0</b>	<b>4,417</b>		<b>REIMBURSEMENTS</b>	<b>-</b>	<b>0.0</b>	<b>4</b>	<b>0.0</b>	<b>0.0</b>	<b>4,417</b>	<b>0.0</b>
<b>735,844</b>	<b>18.2</b>	<b>660,791</b>	<b>19.1</b>	<b>606,785</b>	<b>21.3</b>	<b>NON OPERATING REVENUES</b>	<b>735,844</b>	<b>18.2</b>	<b>660,791</b>	<b>19.1</b>	<b>11.4</b>	<b>606,785</b>	<b>21.3</b>
<b>4,052,288</b>	<b>100.0</b>	<b>3,451,779</b>	<b>100.0</b>	<b>3,688,153</b>	<b>9.9</b>	<b>TOTAL REVENUES</b>	<b>4,052,288</b>	<b>100.0</b>	<b>3,451,779</b>	<b>100.0</b>	<b>17.4</b>	<b>3,688,153</b>	<b>9.9</b>

**Port Authority of Guam  
Income Statement  
With Budget Comparison (Unaudited)  
1 Months Ending 10/31/13**

Current Month		Last Year		Budget		INDIRECT COSTS General & Administrative Expen	Year to Date		Last Year to Date					
Actual	%	Actual	%	Budget	% Chng		Actual	%	Actual	%	Chng	Budget	%	Chng
(1,323,152)	-32.7	(1,316,723)	-38.1	(1,437,581)	-8.0	Salaries & Wages	(1,323,152)	-32.7	(1,316,723)	-38.1	0.5	(1,437,581)	-8.0	
(108,984)	-2.7	(102,328)	-3.0	(95,069)	14.6	Insured Benefits	(108,984)	-2.7	(102,328)	-3.0	8.5	(95,069)	14.6	
(413,507)	-10.2	(390,786)	-11.3	(398,394)	3.8	Retirement Benefits	(413,507)	-10.2	(390,786)	-11.3	5.8	(398,394)	3.8	
(106,417)	-2.6	(107,795)	-3.1	(125)	0.0	Other Benefits	(106,417)	-2.6	(107,795)	-3.1	-1.3	(125)	85.034	
	0.0	(193)	0.0	(10,833)	0.0	Other Personnel Costs		0.0	(193)	0.0	-100.0	(10,833)	-100.0	
9,626	0.2	(4,879)	-0.1	(8,679)	0.0	Communications	9,626	0.2	(4,879)	-0.1	-297.3	(8,679)	-210.9	
	0.0		0.0		0.0	Leases/Rentals		0.0		0.0	0.0		0.0	
(155,479)	-3.8	(156,750)	-4.5	(236,541)	0.0	Utilities	(155,479)	-3.8	(156,750)	-4.5	-0.8	(236,541)	-34.3	
	0.0	(167,202)	-4.8	(207,619)	0.0	General Insurance		0.0	(167,202)	-4.8	-100.0	(207,619)	-100.0	
	0.0		0.0	(66,876)	0.0	Repairs & Maintenance		0.0		0.0	0.0	(66,876)		
(5,172)	-0.1	(10,162)	-0.3	(60,532)	-91.5	Repairs & Maintenance	(5,172)	-0.1	(10,162)	-0.3	-49.1	(60,532)	-91.5	
(63,171)	-1.6	(202,867)	-5.9	(50,000)	0.0	Repairs & Maintenance-Subic Cr	(63,171)	-1.6	(202,867)	-5.9	-68.9	(50,000)	26.3	
(18,385)	-0.4			(57,388)		Repairs & Maintenance-Pola 14	(18,385)					(57,388)		
(16,385)	-0.4			(57,388)		Repairs & Maintenance-Pola 16	(16,385)					(57,388)		
(16,385)	-0.4			(57,388)		Repairs & Maintenance-Pola 17	(16,385)					(57,388)		
(382,959)	-9.5	(311,493)	-9.0	(383,876)	0.0	Depreciation & Amortization	(382,959)	-9.5	(311,493)	-9.0	22.9	(383,876)	-0.2	
	0.0	(3,050)	-0.1	(6,834)	0.0	Damage, Shortage, Write-down &		0.0	(3,050)	-0.1	-100.0	(6,834)	-100.0	
(49,840)	-1.2	(47,939)	-1.4	(130,860)	-61.9	Supplies	(49,840)	-1.2	(47,939)	-1.4	4.0	(130,860)	-61.9	
(582)	0.0	(1,705)	0.0	(25,265)	0.0	Miscellaneous	(582)	0.0	(1,705)	0.0	-65.9	(25,265)	0.0	
	0.0		0.0		0.0	Advertising		0.0		0.0	0.0		0.0	
(63,746)	-1.6	(31,665)	-0.9	(44,028)	0.0	Agency & Management Fees	(63,746)	-1.6	(31,665)	-0.9	101.3	(44,028)	44.8	
(791,163)	-19.5	(44,565)	-1.3	(202,841)	290.0	Professional Services	(791,163)	-19.5	(44,565)	-1.3	1675.3	(202,841)	290.0	
	0.0		0.0	(583)	0.0	Contractual Services		0.0		0.0	0.0	(583)	0.0	
(805)	0.0	(3,840)	-0.1	(30,656)	-97.4	Other Contractual Services	(805)	0.0	(3,840)	-0.1	-79.0	(30,656)	-97.4	
(7,610)	-0.2	(6,004)	-0.2	(8,959)	0.0	Other Expenses	(7,610)	-0.2	(6,004)	-0.2	26.7	(8,959)	0.0	
	0.0		0.0		0.0	Earthquake Expense		0.0		0.0	0.0		0.0	
(55,586)	-1.4		0.0		0.0	Typhoon Expense	(55,586)	-1.4		0.0	0.0		0.0	
	0.0		0.0		0.0	Earthquake Expense		0.0		0.0	0.0		0.0	
(3,567,704)	-88.0	(2,909,946)	-84.3	(3,578,315)	-0.3	General & Administrative Expen	(3,567,707)	-88.0	(2,909,946)	-84.3	22.6	(3,578,315)	-0.3	

**Port Authority of Guam  
Income Statement  
With Budget Comparison (Unaudited)  
1 Months Ending 10/31/13**

Current Month		Last Year		Budget			Year to Date		Last Year to Date					
Actual	%	Actual	%	Budget	% Chng		Actual	%	Actual	%	Chng	Budget	%	Chng
484,583	12.0	541,832	15.7	109,838	341.2	OPERATING INCOME (LOSS)	484,580	12.0	541,832	15.7	-10.6	109,838	341.2	
						OTHER INCOME (EXPENSE)								
						Other Income & Expense	0.0	0.0						
	0.0		0.0		0.0	Other Income	0.0	13.0		0.0	0.0		0.0	
	0.0		0.0		0.0	Interest Income	0.0	0.0		0.0	0.0		0.0	
	0.0		0.0		0.0	Interest Expense	0.0	0.0		0.0	0.0		0.0	
30,674	0.8	(24,480)	-0.7	17,329	0.8	Interest Income	30,674	0.8	(24,480)	-0.7	-225.3	17,329	77.0	
(73,582)	-1.8	(16,962)	-0.5	(94,390)	0.8	Interest Expense-USDA	(73,582)	-1.8	(16,962)	-0.5	333.8	(94,390)		
	0.0		0.0	(125)	0.0	Other Expense		0.0		0.0	0.0	(125)		
(107,013)	-2.6	(27,739)	-0.8	(184,850)	0.0	Retirement Govt Contribution	(107,013)	-2.6	(27,739)	-0.8	265.8	(184,850)		
56,319	1.4	152,721	4.4	(9,000)	0.0	Federal Reimbursement	56,319	1.4	152,721	4.4	-63.1			
	0.0		0.0	(16,667)	0.0	Federal Expenses		0.0		0.0	0.0	(9,000)		
	0.0		0.0		0.0	Gain <Loss> on Asset Disposals		0.0		0.0	0.0	(16,667)		
(93,602)	-2.3	83,540	2.4	(287,703)	-67.5	Other Income & Expense	(93,602)	-2.3	83,540	2.4	-212.0	(287,703)	-67.5	
(93,602)	-2.3	83,540	2.4	(287,703)	-67.5	OTHER INCOME (EXPENSE)	(93,602)	-2.3	83,540	2.4	-212.0	(287,703)	-67.5	
390,982	9.6	625,373	18.1	(177,865)	-319.8	NET INCOME (LOSS)	390,979	9.6	625,373	18.1	-37.5	(177,865)	-319.8	

	Current	Amounts Last Month End	Last Year End	This Month Change	This Year
<b>Total Assets</b>					
<b>Current Assets</b>					
Cash on Hand					
Petty Cash Fund	2,000.00	2,000.00	2,000.00		
Cashier Change Fund	100.00	100.00	100.00		
Cash on Hand	2,100.00	2,100.00	2,100.00		
Incentive Award Fund					
First Hawaiian Bank-Incentive					
Incentive Award Fund					
Cash in Bank					
First Hawaiian Bank					
Bank of Guam	245,280.46	866,835.46	866,835.46	621,555.00-	621,555.00-
Bank of Hawaii					
Citizen Security Bank	2,616,958.48	1,423,005.69	1,423,005.69	1,193,952.79	1,193,952.79
Cash in Bank	2,862,238.94	2,289,841.15	2,289,841.15	572,397.79	572,397.79
Short Term Investments					
Bank of Guam	1,545,465.16	1,436,847.13	1,436,847.13	108,618.03	108,618.03
Citizen's Security Bank					
First Hawaiian Bank					
BankPacific					
Citibank	6,758,722.90	6,754,705.93	6,754,705.93	4,016.97	4,016.97
Bank of Hawaii					
Oceanic Bank					
Gov Guam Employees Fed CU					
Short Term Investments	8,304,188.06	8,191,553.06	8,191,553.06	112,635.00	112,635.00
Account Receivable-Trade (Net)					
Accounts Receivable-Trade	8,203,166.81	9,593,182.01	9,593,182.01	1,390,015.20-	1,390,015.20-
Allow for Uncollectible Acct.	1,092,332.36-	1,092,332.36-	1,092,332.36-		
A/R-Clearing Account					
Account Receivable-Trade (Net)	7,110,834.45	8,500,849.65	8,500,849.65	1,390,015.20-	1,390,015.20-
Accounts Receivable-Other					
Accounts Receivable-DOA					
Accounts Receivable-Employee	806.64	1,162.89	1,162.89	356.25-	356.25-
Accounts Receivable-FEMA Reimb					
Accounts Receivable-Geda/Casam					
Accounts Receivable-Other	255,007.75	330,021.46	330,021.46	75,013.71-	75,013.71-
Accounts Receivable-Ins Procee					
Accounts Receivable-Other	255,814.39	331,184.35	331,184.35	75,369.96-	75,369.96-
Marina Receivables					
Accounts Receivable-Agat Marin	26,291.63	28,067.36	28,067.36	1,775.73-	1,775.73-
Accounts Receivable-GDP Marina	6,086.83	5,775.58	5,775.58	311.25	311.25
Accounts Receivable-Harbor of	8,956.89	9,309.90	9,309.90	353.01-	353.01-

	Current	Amounts Last Month End	Last Year End	This Month Change	This Year
Marina Receivables	41,335.35	43,152.84	43,152.84	1,817.49-	1,817.49-
Interest Receivables					
Bank of Guam					
Bank Of Hawaii					
BankPacific					
Citibank					
Citizens Security Bank					
First Hawaiian Bank					
GovGuam Emp.Fed.Credit Union					
Oceanic Bank					
Other					
Interest Receivables					
Prepaid Expenses					
Prepaid Insurance	1,962,840.80			1,962,840.80	1,962,840.80
Prepaid Expenses	88,968.25	11,463.67	11,463.67	77,504.58	77,504.58
Prepaid Expenses	2,051,809.05	11,463.67	11,463.67	2,040,345.38	2,040,345.38
Deffered Expenses					
Deffered Geda Addendum L/Lease					
Credit Note Reimbursement					
Deffered Expenses					
Current Assets	20,628,320.24	19,370,144.72	19,370,144.72	1,258,175.52	1,258,175.52
Non Current Assets					
Long Term Receivable					
Long Term Receivable-DOA	2,258,190.48	2,258,190.48	2,258,190.48		
Long Term Receivable-Geda	1,490,449.90	1,490,449.90	1,490,449.90		
Allow For Uncollectible LT A/R	3,748,640.38-	3,748,640.38-	3,748,640.38-		
Long Term Receivable					
Gas, Oil and Diesel Inventory	55.08	759.98	759.98	704.90-	704.90-
Supplies Inventory	195,200.41	191,781.84	191,781.84	3,418.57	3,418.57
Contra-Asset Inventory Adj.	1,676.68-	1,676.68-	1,676.68-		
Allowance for Obsolesence	59,716.55-	59,716.55-	59,716.55-		
Inventory for Survey					
Inventory	133,862.26	131,148.59	131,148.59	2,713.67	2,713.67
Work In Progress					
Const Work in Progr-Local	752,268.02	647,927.92	647,927.92	104,340.10	104,340.10
Const Work in Progr-Federal	15,300,880.47	15,271,591.53	15,271,591.53	29,288.94	29,288.94
Const Work in Progr-FMF					
Work In Progress	16,053,148.49	15,919,519.45	15,919,519.45	133,629.04	133,629.04
Non Current Assets	16,187,010.75	16,050,668.04	16,050,668.04	136,342.71	136,342.71



	Current	Amounts Last Month End	Last Year End	This Month Change	This Year
<b>Property, Plant &amp; Equipment</b>					
<b>Land</b>					
Land-Cabras	3,563,000.00	3,563,000.00	3,563,000.00		
Land	3,563,000.00	3,563,000.00	3,563,000.00		
<b>Buildings</b>					
Buildings-Original	17,094,797.53	17,094,797.53	17,094,797.53		
Buildings-Substation Shelters					
Buildings-Wharf Improvements	57,934,516.48	57,934,516.48	57,934,516.48		
Buildings	75,029,314.01	75,029,314.01	75,029,314.01		
<b>Accumulated Depreciation-Build</b>					
AccDeprec-Buildings-Original	16,442,711.11-	16,440,216.16-	16,440,216.16-	2,494.95-	2,494.95-
AccDeprec-Buildings-Sub Shelte					
AccDeprec-Buildings-Wharf Impr	24,456,042.84-	24,325,229.17-	24,325,229.17-	130,813.67-	130,813.67-
Accumulated Depreciation-Build	40,898,753.95-	40,765,445.33-	40,765,445.33-	133,308.62-	133,308.62-
<b>Furnishings &amp; Equipment</b>					
<b>Air Tools</b>					
Communications Equip	488,574.71	488,574.71	488,574.71		
Computer Equip	1,165,419.81	1,165,419.81	1,165,419.81		
Crane Equip	25,770,681.83	25,770,681.83	25,770,681.83		
Furnishings & Office Equip	466,323.11	466,323.11	466,323.11		
Forklift Equip	1,431,331.00	1,431,331.00	1,431,331.00		
Gantry 3 Relocation Cost	3,159,937.31	3,159,937.31	3,159,937.31		
Generator Sets	271,200.00	271,200.00	271,200.00		
Hand Tools	10,788.72	10,788.72	10,788.72		
Load & Unload Equip					
Mowing Equip	1,995.00	1,995.00	1,995.00		
Other Equip	979,841.72	979,841.72	979,841.72		
Power Tools	12,974.46	12,974.46	12,974.46		
Safety Equip					
Shop Equip	262,873.62	262,873.62	262,873.62		
Tractors	1,680,739.97	1,680,739.97	1,680,739.97		
Vehicles & Motor Equip	694,566.00	694,566.00	694,566.00		
Furnishings & Equipment	36,397,247.26	36,397,247.26	36,397,247.26		
<b>Accumulated Depreciation-Furni</b>					
AccDeprec-Air Tools					
AccDeprec-Communications Eqt.	219,052.90-	213,339.59-	213,339.59-	5,713.31-	5,713.31-
AccDeprec-Computer Equip	1,012,848.68-	1,008,422.75-	1,008,422.75-	4,425.93-	4,425.93-
AccDeprec-Crane Equip	7,126,362.06-	6,929,237.28-	6,929,237.28-	197,124.78-	197,124.78-
AccDeprec-Furnishings & Office	271,403.04-	267,205.21-	267,205.21-	4,197.83-	4,197.83-
AccDeprec-Forklift Equip	1,003,442.41-	995,772.45-	995,772.45-	7,669.96-	7,669.96-
AccAmort-Gantry 3 Relocation C	3,159,937.31-	3,159,937.31-	3,159,937.31-		
AccDeprec-Generator Sets	191,200.00-	190,200.02-	190,200.02-	999.98-	999.98-
AccDeprec-Hand Tools	10,607.18-	10,590.66-	10,590.66-	16.52-	16.52-
AccDeprec-Load & Unload Equip					
AccDeprec-Mowing Equip	1,995.00-	1,995.00-	1,995.00-		
AccDeprec-Other Equip	637,905.42-	628,581.10-	628,581.10-	9,324.32-	9,324.32-
AccDeprec-Power Tools	10,789.29-	10,698.22-	10,698.22-	91.07-	91.07-

	Current	Amounts Last Month End	Last Year End	This Month Change	This Year
AccDeprec-Safety Equip	193,057.28-	192,200.08-	192,200.08-	857.20-	857.20-
AccDeprec-Shop Equip	892,795.26-	879,304.43-	879,304.43-	13,490.83-	13,490.83-
AccDeprec-Tractors	557,027.85-	551,288.88-	551,288.88-	5,738.97-	5,738.97-
AccDeprec-Vehicles & Motor Equ					
Accumulated Depreciation-Furni	15,288,423.68-	15,038,772.98-	15,038,772.98-	249,650.70-	249,650.70-
Capital Leases					
Capital Leases					
Capital Leases					
Accumulated Amortization-Capit					
AccAmort-Capital Leases					
Accumulated Amortization-Capit					
Property, Plant & Equipment	58,802,383.64	59,185,342.96	59,185,342.96	382,959.32-	382,959.32-
Total Assets	95,617,714.63	94,606,155.72	94,606,155.72	1,011,558.91	1,011,558.91
Total Liabilities & Capital					
Current Liabilities					
Accounts Payable					
Accounts Payable Custom					
Accounts Payable GSA	2,905,590.49	2,247,603.19	2,247,603.19	657,987.30	657,987.30
Accounts Payable Others	2,613,943.24	2,495,540.06	2,495,540.06	118,403.18	118,403.18
Accounts Payable Trade	23,485.57-			23,485.57-	23,485.57-
Received Not Vouchered					
Accounts Payable	5,496,048.16	4,743,143.25	4,743,143.25	752,904.91	752,904.91
Current Loan Payable					
Current ANZ (USDA) Loan Payabl	162,286.68	176,254.43	176,254.43	13,967.75-	13,967.75-
CU ANZ (USDA) 12M Loan Payable	487,867.49	531,793.72	531,793.72	43,926.23-	43,926.23-
Current Loan Payable	650,154.17	708,048.15	708,048.15	57,893.98-	57,893.98-
Due to Public Utilities					
Due to GPA					
Due to GTA					
Due to GWA					
Due to Public Utilities					
Accrued Interest Payable					
Accrued Interest Payable					
Accrued Interest Payable					
Deferred Revenues					
Deferred Income - GEDA	61,769.01-	61,769.01-	61,769.01-		
Deferred Revenues -Leases	100,000.00	290,695.74	290,695.74	190,695.74-	190,695.74-
Deferred Revenues Marinas		7,854.70	7,854.70	7,854.70-	7,854.70-

	Amounts		Last Year End	This Month	Change	This Year
	Current	Last Month End				
Deferred Revenues		520.00	520.00	520.00		520.00
Deferred Revenues	38,230.99	237,301.43	237,301.43	199,070.44		199,070.44
Accrued Expenses						
Accrued Payroll	599,706.00	369,046.29	369,046.29	230,659.71		230,659.71
Accrued Vacation Pay-Current	944,714.84	940,610.15	940,610.15	4,104.69		4,104.69
Accrued Vacation Pay						
Accrued Earthquake Cost						
Accrued Cola/Supplemental						
Accrued Typhoon Cost						
Accrued Medicare Tax						
Accrued Federal Grant	250,000.00	250,000.00	250,000.00			
Employee Insurance Payables	4,587.69	4,067.83	4,067.83	519.86		519.86
Employee Deductions Payable	245,090.51	150,509.89	150,509.89	94,580.62		94,580.62
Withholding Tax Payable						
Credit Union						
Accrued Miscellaneous Deductio						
Accrued Death & Disability Ins						
Retirement Contributions						
Deferred Compensation Plan Pay						
Accrued Expenses	2,044,099.04	1,714,234.16	1,714,234.16	329,864.88		329,864.88
Security Deposits						
Security Deposits -Space Leas	90,887.50	90,887.50	90,887.50			
Security Deposits - Marinas	25,197.40	24,839.90	24,839.90	357.50		357.50
Security Deposits	116,084.90	115,727.40	115,727.40	357.50		357.50
Capital Lease Obligations- Cur						
Capl Lease Obligations-Curren						
Capital Lease Obligations- Cur						
Other Current Liabilities						
Reserve Shortage/Property Dama						
Lease Payable - GEDA						
Other Current Liabilities						
Current Liabilities	8,344,617.26	7,518,454.39	7,518,454.39	826,162.87		826,162.87
Non Current Liabilities						
Long Term Accrued Expenses						
Unfunded Retirement Contributi						
Accrued Vacation Pay-Long Term	419,703.23	419,703.23	419,703.23			
Accrued Sick lve(DC)-Long Term	1,216,519.94	1,216,519.94	1,216,519.94			
Long Term Accrued Expenses	1,636,223.17	1,636,223.17	1,636,223.17			
Capital Lease Obligations						
Capital Lease Obligations						
Capital Lease Obligations						

	Current	Amounts Last Month End	Last Year End	This Month	Change This Year
Long Term Loan Payables					
LT-ANZ (USDA) Loan Payable 3.5	2,860,883.44	2,860,883.44	2,860,883.44		
LT-ANZ (USDA) Loan Payable 12M	11,090,053.04	11,090,053.04	11,090,053.04		
Long Term Loan Payables	13,950,936.48	13,950,936.48	13,950,936.48		
Non Current Liabilities	15,587,159.65	15,587,159.65	15,587,159.65		
Capital Contributions & Equity					
Contributions-Local Government					
Contributions-Land	3,563,000.00	3,563,000.00	3,563,000.00		
Contributions-Property & Equip	483,688.19	483,688.19	483,688.19		
Contributions-General Fund	13,413,670.45	13,413,670.45	13,413,670.45		
Contributions-G.E.P.A.	100,000.00	100,000.00	100,000.00		
Contributions-PAG (Portion of	7,000.00	7,000.00	7,000.00		
Contributions-Local Government	17,567,358.64	17,567,358.64	17,567,358.64		
Contributions-Federal Governme					
Contributions-U.S. Govt Rehab	10,321,126.26	10,321,126.26	10,321,126.26		
Contributions-Economic Develop	1,492,676.57	1,492,676.57	1,492,676.57		
Contributions-U.S. Department	6,508,875.60	6,508,875.60	6,508,875.60		
Contributions-U.S. Govt-Fema	53,763.30	53,763.30	53,763.30		
Contributions-Federal Governme	18,376,441.73	18,376,441.73	18,376,441.73		
Accumulated Earnings					
Accumulated Earnings	22,953,260.99	22,953,260.99	22,953,260.99		
Accumulated Earnings (Deficit)	12,603,475.32	12,603,475.32	12,603,475.32		
Accumulated Earnings	35,556,736.31	35,556,736.31	35,556,736.31		
Net Earnings (Loss)	185,401.04	5.00	5.00	185,396.04	185,396.04
Capital Contributions & Equity	71,685,937.72	71,500,541.68	71,500,541.68	185,396.04	185,396.04
Total Liabilities & Capital	95,617,714.63	94,606,155.72	94,606,155.72	1,011,558.91	1,011,558.91

Number	Name	Address	Phone Number	Co	Balance Open	Current	31 - 60	61 - 90	Aging 91 - 120	Over 120	Last Paid Amount	Last Paid Date
9620	Alupang Beach Club		671 646-1940	00050	263.88	264					1094.25	10/30/13
7341	Amryth Shipping & Trading		671 477-8200647	00050	260144.58	260073		55	17		685.84	11/25/13
11764	American Bureau of Shippin		671 477-7490	00050	99.75	100					561.92	10/29/13
14381	Apra Dive & Marine Sports,		671 688-7700YUK	00050	2780.72	344	1219	1183	18	17	1696.45	10/28/13
14384	Auto Marine Inc.		671 -	00050	1819.03	44		25		3725	2500.00	10/30/13
14061	AR Sunriser Canteen/Cateri		671 477-6133	00050	585.41	14	572				585.41	11/26/13
13654	Ball, Barney		671 483-1672NOT	00050	958.96					959	108.53	02/28/11
14811	Baumunk, Wayne/Coral Reef		671 646-4895	00050	298.63-	299-					220.00	11/04/13
12373	Beighley, Jim/Mark Baldyga		671 646-6800	00050	150.00-	150-					625.00	02/25/13
14875	Best, Bruce		671 789-4746	00050	220.00	220					880.00	11/07/13
14005	Big Bird Enterprise, Inc.		671 472-0001	00050	27.50-	28-					125.00	12/06/12
14914	Big 7 Pachinko		671 688-9999MRK	00050	41.35-	41-					43.42	12/13/11
14466	Bock, Chris		671 483-9778	00050	875.00					875	137.50	08/25/10
14283	Brand, Inc.		671 646-2726888	00050	4769.48	156	1111	1280	1111	1111	2222.00	20/10/13
14533	Brochon, Michael		671 898 8612	00050	40.00	40					40.00	07/01/13
14160	Bryan Keller		671 688-6783	00050	4912.04					4912	50.00	12/05/11
13554	BRA Koku L.L.C.		671 635-1123CAT	00050	9923.41					9923	2400.00	09/30/06
13495	BME & Son Inc./DB's Builde		671 637-54898	00050	51.98-	52-					25.99	09/16/13
7368	Cabras Marine Corp		671 649-93023EV	00050	50997.07	17445-	10673	5894	9482	42393	7373.32	11/19/13
13312	California Mart		671 649-0521888	00050	51.60-	52-					2106.59	04/03/13
9697	Camacho, Antonio Frank C.		671 734-4123	00050	80.00-	80-					200.00	07/24/13
14963	Castro, Jesse AR		671 777-4241	00050							300.00	10/25/13
14526	Cementon Microneaia, LLC		671 483-2662JER	00050	79388.00		19847	19847	19847	19847	19847.00	06/26/12
12446	Coam Trading (Guam) Co. Lt		671 472-4567	00050	459.23	459					749.21	11/04/13
15103	Collier, Ernest		671 488-2656	00050	220.00	220					220.00	10/03/13
7350	Consolidated Transportatio		671 646-2853447	00050	1108482.38	818950	5151	13305	7238	263838	9358.85	11/15/13
11971	Coral Reef Marine Center		671 646-4895	00050	245.77-	246-					496.94	08/07/13
13874	Core Tech International		671 647-9120473	00050	14.66		15				210.70	10/04/13
12397	Cruz, John R.		671 653-1039	00050	120.00-	120-					160.00	09/12/13
14336	Cruz, Joseph L.		671 477-1818	00050	4394.36	231	457	226	1843	1637	25.00	11/19/13
14893	Cruz, Joseph R.		671 734 6639	00050	85.50-	86-					59.00	09/19/12
11776	Customs and Quarantine Age		671 472-8426	00050	2948.56	50	529		80	2289	898.56	09/12/13
14029	CRW TRADING INC.		671 649-1245	00050	259.69-	260-					1508.56	10/27/11
9726	Deckard, Robert		671 787-7509	00050	112.50-	113-					275.00	10/31/13
15054	Denman, Peter		671 989-2424	00050	206.25-	206-					137.50	11/04/13
13202	Department of Administrati		671 475-1129	00050	171674.54	49407	122268				320761.14	10/14/13
9751	Duenas Roy P.		671 472-8353	00050	80.00-	80-					80.00	11/12/13
9742	Duenas, Christopher M.		671 989-9944	00050	50.00	50					175.00	08/05/13
14290	DGX		671 649-3333JER	00050	338.10-	338-					46.00	11/25/13
12851	Eric Bell or Daniel Ridlon		671 633-3089	00050	100.00-	100-					625.00	01/24/13
14666	Euh, Sol Y.		671 689-9989	00050	150.00	50	50		50		275.00	11/04/13
11848	Fantasea Charters/Velez, A		671 565-7185727	00050	25.00	25					510.00	10/25/13
9814	Fentreas, Michael D.		671 565-4038	00050	1350.00	138	138		163	913	300.00	07/23/13
9831	Fish Hook Inc.		671 472-5060STE	00050	280.00	280					280.00	10/01/13
9849	Flores, William A.		671 646-1571	00050	100.00-	100-					600.00	01/09/13
14791	Fong, Francis L		671 472-5060	00050	51.34-	51-					161.32	10/28/13
14537	Fredrick, Bruce & Dianne		671 648-0030	00050	828.48	251	276		276	25	502.32	09/09/13
14331	Frickel, Charles		671 687-6761	00050	220.00	220					245.00	09/16/13
15141	FRANCIS, Benjamin		671 734-0005	00050	2.50-	3-					2.50	10/29/13
14438	Genereux, Michael		671 688-1376	00050	137.50-	138-					137.50	10/10/13
14844	Global Investment Group In		671 685-3156TPA	00050	2221.40					2221	2171.40	03/31/11
14122	Global Recycling Center		671 777-7728	00050	85.56-	86-					85.56	03/15/13
15122	Global Un Salvage Inc.		671 888-6236	00050	10663.60	10664-					13247.74	10/22/13
7763	Guam Dolphin's Marine Spor		671 687-3492MRS	00050	586.40	586					1756.86	11/05/13
1487	Guam Federation of Teacher		671 735-4390	00050	859.00-	859-					69.78	09/21/12

Number	Name	Address	Phone Number	Co	Balance Open	Current	Aging					Over 120	Last Paid Amount	Last Paid Date	
							31	60	61 - 90	91	120				
14124	Guam Fire Department		671 472-1311	00050	160.00	80							80.00	10/24/13	
13089	Guam Fisherman's Cooperati		671 472-6123CAR	00050	150.00-	150-							600.00	01/30/13	
13536	Guam Lucky Strike, Inc./Jo		671 477-6489	00050	175.00-	175-							525.00	07/23/13	
13218	Guam Music Inc.		671 646-1104	00050	49.72-	50-							525.88	01/19/12	
7878	Guam Respcmae Services, Lt		671 475-7520868	00050	4641.63-	4642-							4641.63	10/29/13	
14387	Guam Sungwoo Ferry Corp.		671 898-1862ROB	00050	650.00	650							650.00	11/04/13	
1490	Guam Telephone Authority		671 646-2100335	00050	346.20	346							28.80	10/14/13	
13201	Guam Tropical Dive Station		671 477-2774	00050	114.07	430-					316		430.36	11/26/13	
9911	Guam YTK Corporation		671 477-6961	00050	9084.14							9084	10.26	01/24/11	
13190	GENTLY BLUE DIVING SHOP		671 646-0838	00050	1509.01	93-					1157		92.76	10/28/13	
12511	Hanson Permanente Cement c		671 477 1530LUP	00050	78965.60-	78966-							172000.00	02/25/13	
14542	Heavy Equipment Rental Opt		671 633-0265	00050	7088.64							5929	3087.06	11/14/13	
15091	Heigenberger, Patrick		671 989-0951NOS	00050	412.50	138					138		137.50	07/02/13	
14431	Quinata, Carlos/Amber Heri		671 727-2873	00050	50.00-	50-							137.50	11/25/13	
14857	Hong Qi Chu (Sky)		671 688-4401	00050	2.50-	3-							140.00	05/02/13	
13509	Horizon Lines		671 475 8100MAI	00050	12198.40-	12198-							11778.31	12/04/12	
14539	Hornet International Inc.		671 646-9131	00050	19.70								45.14	10/25/13	
14785	Howard, Lynette/John Regis		671 989-6379LYN	00050	773.00	163					188	73	600.00	08/13/13	
7923	Inchcape Shipping Services		671 477-59214	00050	60319.34	57184		1008				2128	36919.01	11/19/13	
15096	International Bridge & Con		671 653-4026	00050	84.16-	84-							84.10	07/09/13	
7931	International Bridge Corp.		671 653-4026VIC	00050	36993.57							36994	5000.00	07/14/11	
15051	Isla Fishing & Diving, Inc		671 649-8833	00050	505.00	480					25		480.00	10/07/13	
13476	Isla Maritime Agency		671 649-8833	00050	2908.84	2909							160.75	11/21/13	
14161	Isla Trucking		671 898-1911MIK	00050	2551.02	61		463				533	483.00	11/22/13	
14778	IP&E Holding LLC		671 647-0000X10	00050	157845.36-	157847-							982.62	11/12/13	
11854	J.C. Marketing		671 633-6330313	00050	45.11-	45-							203.11	01/30/13	
15028	J&C International, LLC		671 969-3944394	00050	25.99-	26-							211.96	12/18/12	
14922	Jack Michael		671 649-7300	00050	647.50	163					163	298	300.00	10/07/13	
14436	John C. Aguon/Myung J. Par		671 688-7398MRA	00050	125.00	50					25		50.00	07/12/13	
15097	Junsay, Lowell B.		671 489-5283	00050	299.25	138					162		137.00	09/19/13	
14602	JRC Maritime Services		671 647-0263472	00050	17945.24							17945	500.00	10/28/13	
14210	Kaneshiro, Roger J., D.D.S		671 646-9890	00050	160.00-	160-							645.33	12/21/12	
15062	Kondo, Etsuro		671 477-3533	00050	175.00							175	300.00	05/09/13	
14317	KAYJO CORP		671 647-0647	00050	21.39-	21-							1303.68	11/30/12	
14405	KVOG Broadcasting/MCS, LLC		671 647-4467	00050	53347.36			1737		1374		1427	48808	45.36	11/14/12
10081	Landolt, Callum L.		671 688-4802	00050	18.70-	19-							303.06	10/15/13	
14868	Le, Hien Van		671 797-6269	00050	1237.50							1238	137.50	02/14/12	
14103	Levin, Steven		671 -	00050	200.01	200							260.00	09/27/13	
12335	Liberty, Lawrence B / Sand		671 789-1374	00050	275.00-	275							412.50	10/14/13	
13696	Lotus Pacifica Trading, In		671 727-3366SEO	00050	480.99	481							2917.77	11/21/13	
13641	M.A.Y. (Guam) Inc.		671 647-8020SRM	00050	425.28	425							800.56	10/11/13	
10111	Maeda Pacific Corporation		671 646-6050ROM	00050	2537.78	2538							1732.59	11/25/13	
14126	Margarita Charters		671 777-8506HER	00050	934.90						935		934.90	11/19/13	
7384	Marianas Steamship Agencie		671 472-8584	00050	695788.07	544372		2277		774		8755	139610	268863.33	11/25/13
14741	Mario, Bruno		671 477-9420SAT	00050	106.00								106	25.00	08/19/13
10217	Mars, Thomas Z.		671 296-0516	00050	473.81-	474-							1320.00	07/17/13	
14755	Marsom, Markus		671 888-1722NOS	00050	405.50							406	50.00	09/11/12	
14534	Martin, Dwight		671 483-3574	00050	150.00	150							1075.00	09/05/13	
7376	Matson Navigation Co.		671 475-59812	00050	4298669.62	3306092		474476		6954		8368	502779	214.46	11/22/13
14478	McCue, Michael R.		671 777-5556	00050	195.00-	195-							440.00	03/22/13	
8141	Mid-Pacific Liquor Distrib		671 635-5891589	00050	45.14	45							22.57	11/15/13	
10225	Mobil Oil Guam, Inc.		671 648-1600	00050	496293.31	86238						410055	86238.14	11/08/13	
14480	Moody, Mike		671 -	00050	550.00								550		
14587	Moore, James		671 734-7263	00050	412.50-	413-							137.50	07/22/10	
14776	MARAD		671 -	00050	169.45-	169-							34271.66	11/30/11	

Number	Name	Address	Phone Number	Co	Balance		Aging				Over 120	Last Paid Amount	Last Paid Date	
					Open	Current	31 - 60	61 - 90	91 - 120					
15106	MORPHOTRUST USA	202	688-4848	00050	4170.00	1716	2454					400.00	11/25/13	
12419	Nelson, Jeff G.	671	649-5722	00050	235.00	88	88			60		325.00	11/07/13	
14968	Nguyen, Hoa Van	671	647-8262ARO	00050	130.00	80					50	880.00	02/05/13	
14171	Norton Lilly International		475-4654	00050	69520.69	44074	1384	267	13070		10725	4221.90	11/25/13	
8230	Ocean Care Company	671	475-2790EIL	00050	54.81-	55-						54.81	08/07/13	
10461	Ocean Jet Club	671	646-2298646	00050	605.00-	605-						907.50	09/03/13	
14444	Office of the Governor of	671	472-8931	00050	505596.47		291997	119377	89195	5028	500568.16		11/08/13	
14949	Oka, Hiroyuki	671	649-5551	00050	300.00	138	138	25				275.00	08/19/13	
14465	Orion Construction Corpora	671	633-2203	00050	5.37-	5						504.71	08/30/13	
15123	OKADA, AKIRA	671	929-6728	00050	137.50-	138-						550.00	11/12/13	
14364	P.S.V. Corp./Joc, Gi Bum	671	477-1900688	00050	8813.71	730	2145	1846	2027	2066	6786.36		11/26/13	
10516	Pacific Data System	671	648-43612	00050	43.43-	43-						608.02	02/02/12	
15032	Pacific Marine Enterprises	671	989-8451	00050	370.94-	371-						695.52	03/04/13	
12353	Pacific Produce Corp	671	646-8082	00050	50.57-	51-						155.00	06/15/12	
14582	Packbier, Paul E.R./PCR Gu	671	473-3560	00050	200.00-	200-						17.59	10/24/13	
14197	Parsons Brinckerhoff Inter	671	988-4554MAT	00050	140.00-	200-	40				20	20.00	08/26/13	
13191	Paul SN. Aguon and Sec Jun	671	734-4292647	00050	105.34-	105-						29.32	10/31/13	
10621	Perez, Thomas L.G.	671	646-8651	00050	845.33						845	80.00	10/14/13	
13545	Perez, Vincent T.	671	472-3202	00050	50.00-	50-						50.00	11/14/13	
10698	Persinger, Jim & Jean	671	734-6433	00050	80.00-	80-						160.00	10/14/13	
10701	Peterson, George N.	671	565-2411	00050	137.50-	138-						137.50	11/25/13	
14967	Polaris Guam LLC/Wu, John	671	646-8888	00050	9232.77						9233	2121.13	07/19/13	
14860	Poll, Pederio H.	671	456-1858NOS	00050	746.25						746	10.00	04/22/09	
10743	Poppe, Edward/FISH INC	671	789-4514	00050	240.00-	240-						760.00	12/28/12	
9208	PTI Pacifica, Inc. DBA:IT&	671	646 888689	00050	3385.24	3385-						.16	12/27/12	
14523	Quinata, Frank	671	472-5060	00050	70.00	70						70.00	10/01/13	
14482	Quinata, John	671	565-3240DIS	00050	1341.50					1342				
14485	Rains, Julian T.	671	632-0036	00050	272.50	138	135					140.00	08/06/13	
10778	Real World Diving	671	646-8903	00050	127.39	127						87.96	11/05/13	
12400	Renolith Resources	671	688-1288472	00050	16208.40		342	342	342	15182	1342.30		12/05/12	
14890	Roberts, Tom	671	632-9733	00050	115.92	116						115.92	11/04/13	
14409	Robinson, Merle Ann	671	637-2935	00050	136.00-	136-						624.00	12/04/12	
13727	Ross, Robert	671	477-7238	00050	462.50	138	25				163	300.00	09/18/13	
14815	Rutiki, Sisdo	671	777-3849NOT	00050	787.50			25			25	738	200.00	08/22/13
13607	S.H. Enterprises	671	649-0521	00050	428.85-	429-						1203.79	10/23/13	
8475	Sanko Bussan (Guam) Co, Lt	671	477-30723	00050	12306.08	901	972	342	342	9749	520.00		11/26/13	
14797	Santiago, Arsenio A.	671	646-9747	00050	2253.08	203	203				203	1645	608.58	06/27/13
8483	Scuba Company	671	649-3369646	00050	3884.06	3884						5448.00	11/25/13	
7413	Seabridge Inc.	671	649-9303RIC	00050	161136.41	2101-	240	70897	7652	84449	15000.00		06/21/13	
14821	Searunner Marine Inc.	671	472-1144	00050	902.50						903	110.00	11/05/13	
7106	Shell Guam, Inc.	671	647-0000	00050	42900.00		1950	1950	1950	37050	1950.00		11/04/11	
15088	Shida, Paul H.	671	649-6482	00050	70.00	70						70.00	10/23/13	
14923	Shotguns	671	687-1600	00050	718.28	255	255				180	28	2000.00	06/26/13
14622	Singenes, Singeo I.	671	734-1017NOT	00050	550.00	138	138				138	370.00	11/07/13	
13913	Skooocumchuck Charters Inc.		688-0100ROY	00050	.30							154.56	11/20/13	
14987	Smith, Brian J.	671	898-4370	00050	137.50-	138-						137.50	11/25/13	
13044	Smithbridge Guam, Inc.	671	653 5036STE	00050	9513.67	306	4798	4410				4651.94	10/16/13	
13030	South Pacific Petroleum Co	671	472-8871OPE	00050	28798.41-	28798-						29742.00	11/25/13	
15135	Studer, Heinz	619	708-0662	00050	366.00-	366-						660.00	09/23/13	
8547	Sun Bay Corp./Jan Z's Loun	671	339-3129JON	00050	15320.52		3216	3340	3406	5356				
14771	Sun, Stephen	671	777-181B	00050	84.00-	84-						504.00	03/12/13	
14907	Taitano, John	671	472-5161	00050	84.00						84	22.00	11/07/13	
9401	Tasi Tours Inc.	671	477-2545	00050	381.57-	382-						988.17	11/20/13	
14984	Ten Bulls Corporation	671	777-1157	00050	2166.24						2166	22.57	08/08/12	
13158	Thompson, Michael J.	671	477-3533	00050	2206.64	100-					2307	.02	11/22/13	

Port Authority of Guam  
 Aging Summary Report  
 As of 10/31/13

 Page 4  
 Date - 11/27/13  
 As of - 10/31/13

Number	Name	Address	Phone Number	Co	Balance Open	Current	Aging					Over 120	Last Paid Amount	Last Paid Date
							31	60	61 - 90	91	120			
13121	Tidewater Distributors Inc	671	687-8473477	00050	3754.69	381		20				3353	5154.57	11/15/13
14597	Topasna, Juan JP	671	789-3701NOS	00050	369.00							369	5.02	11/12/13
14849	Triad International	671	648-1050NOT	00050	471.00							471	140.00	04/03/12
14542	Tristar Terminals Guam, In	671	565-2300	00050	240826.14	240826							98980.74	11/15/13
14561	Trombley, William P.	671	789-1940DIS	00050	1925.00	138		138			138	1513	135.00	08/21/12
11615	Tsang Brothers Corporation	671	638-8133CHR	00050	22.55-	23-							45.13	10/22/13
14575	Twilligear, Rosco Dean	671	477-6490	00050	1005.00	70				70		840	140.00	11/05/13
14368	Tyco Electronics Subsea Co	503	283-8994	00050	1458.04	1310						66	12370.37	11/19/13
15040	Tyquiengco, Joseph T.	671	565-1203	00050	275.00-	275-							412.50	09/30/13
14610	U.S. Department of Homeland	800	368-6498	00050	6400.69	2724		3685					604985.97	10/31/13
9540	Unitek Environmental Svcs	671	565-3151CON	00050	500.00-	500-							500.00	11/19/13
11756	V. Angoco's Trucking	671	565-2395	00050	42.78							43		
13537	Wang, Jackey	671	637-7171	00050	916.50-	917-							2053.00	10/29/13
14429	Weilbacher, Walden	671	472-2719	00050	75.00	50		25					250.00	09/05/13
12394	Wong, Billy	671	637-2052	00050	100.00-	100-							300.00	05/30/13
14535	Young, Diane & Jerry	671	565-8535	00050	1365.25	8-		177			177	1019	200.00	10/31/13
13653	Yu, Niko K.	671	649-0889	00050	120.00-	120-							440.00	03/01/13
9611	Ziskovsky, Michael J./Jan		-	00050	15205.53			750		778	794	12883		



Port Authority of Guam  
Aging Summary Report  
As of 10/31/13

Page - 5  
Date - 11/27/13  
As Of - 10/31/13

Parent	Number	Name	Address	Phone Number	Co	Balance Open	Current	Aging				Last Paid	
								31 - 60	61 - 90	91 - 120	Over 120	Amount	Date
					01050	8245291.70	5104268	959301	256267	181575	1742881		

Port Authority of Guam  
Accounts Payable Summary  
As of October 31, 2013

Number	Supplier Name	Phone Number	Co	Balance Open	Current	Aging					Over
						61 - 90	91 - 120	121 - 0	0	0	
1485	Administrative Se		00050	1.00							1
11674	AM Insurance	671 477-263242MON	00050	1256147.44	1256147						
14940	Baleto, Christine	-	00050	50.00	50						
14841	Benito, Michael T	-	00050	50.00	50						
11770	Black Constructio	671 646-48644204	00050	47267.60	47268						
14827	Blue Bay Petroleu	671 632-8283	00050	2388.00	2388						
13495	BME & Son Inc./DB	671 637-54898	00050	70341.65	70342						
13174	Calvos Select Car	671 472-6816	00050	293.54							294
11831	Cash		00050	915.65	916						
14591	Cruz, Patricia B.	-	00050	554.10							554
11148	Dept. Rev. & Tax(W		00050	409.45	428						18
11778	Dewitt Trans Serv	671 646-444264818	00050	392.70	393						
14372	Federal Reserve B	800 553 2663	00050	1400.00							1400
9030	Foremost Crystal	671 649-9782	00050	793.50	794						
14865	Gibson, Mary Mich		00050	50.00	50						
11447	Gov't of Guam Ret		00050	6.20							6
13737	Gov't of Guam Ret		00050	28.87							29
11455	Gov't of Guam Ret		00050	19.02							19
11130	Government of Gua	671 475-89512	00050		9988						
14507	Guam Home Center	671 632 4442	00050	1122.60		9988					
7851	Guam Power Author	671 565-2909AGAT	00050	115189.83	115190						
7878	Guam Response Ser	671 475-752088893	00050	200.00	200						
1490	Guam Telephone Au	671 646-21003350	00050	81.50	82						
12126	Guam Waterworks A	671 647-7800ROSE	00050	159252.05	33076			126176			
9152	HFE Industrial Pr	671 647-0345	00050	483.24	483						
13092	I Connect	671 888-888888075	00050	5050.06				7			
8889	Internal Revenue		00050		42263						42263
11830	Iris Ltd,	310 541 4000	00050	3500.00	3500						
13314	Island Certs Gua	671 653-550164923	00050	7410.00	7410						
9291	J.V. Internationa	671 646-95249540	00050	908.70	909						
9339	Lab Safety Supply	800 356-0783	00050	11.00	11						
15029	M.D. WHOLESAL	671 646-5355	00050	3267.50	3268						
7376	Matson Navigation	671 475-59812	00050	251255.59	72313						178942
11929	Megabyte	671 649-9698	00050	219.00	219						
10250	Morrice Equipment	671 649-1947FRANK	00050	3466.40	3466						
13909	MARIANAS VARIETY	649 1924CAROL	00050	352.00	352						
15106	MORPHOTRUST USA	202 688-4848	00050	2640.00	2640						
12510	N.C. Macario & As	671 649-0901	00050	64064.82	64065						
10356	National Office S	671 734-0314EMILY	00050	3320.00	3320						
10399	Oceanic Lumber, I	671 646-91113MYLE	00050	339.80	340						
12034	Office Of The Att		00050	12957.13							12957
13196	Pacific Human Res	671 637-690678	00050	608.40	608						
13901	Pacific Waste Sys	646-1925	00050	3156.64	3157						
14197	Parsons Brinckerh	671 988-4554MATTH	00050	284263.12	284263						
14831	Phillips and Bord	671 477-2223	00050	221036.73	71967			131037		18033	
11439	PAG Goodwill & Mo	671 477-5931	00050	4.00							4
9208	PTI Pacifica, Inc	671 646-888689	00050	1228.90	1229						
13593	Reaction Automoti	671 473-7204	00050	76.00	76						
10823	Reaction Supply C	671 472-5651	00050	24717.10	24717						
12987	South Pacific Env	671 649-7609SARAH	00050	28477.30	28477						
13030	South Pacific Pet	671 472 8871OPERA	00050	14936.40	14936						
14864	STANDARD INSURANC	971 321-2091	00050	6219.59							6220
14642	Tristar Terminals	671 565-2300	00050	486.12	486						486
14840	Tydingco, Daniel	-	00050	50.00	50						
11623	Unitek Environmen	671 565-3151LEROY	00050	845.00	845						

Port Authority of Guam  
 Accounts Payable Summary  
 As of October 31, 2013

Number	Supplier Name	Phone Number	Ch	Balance	Aging						Over	
					Open	Current	61	90	91	120		121
15136	Vernon Company (T	671 472-6917	00050	3145.00	3145							
11956	Workers Compensat		00050	8625.00					609			8016
14835	671 Tactical	671 727-8848	00050	8407.50	8408							
00050	Port Authority of Guam			2613943.24	2076884	141025			144826			251209
	<b>Grand Total</b>			<b>2613943.24</b>	<b>2076884</b>	<b>141025</b>			<b>144826</b>			<b>251209</b>

**PORT AUTHORITY OF GUAM**

**Budget Transactions**

*In the January 31, 2013 board meeting, Acting General Manager requested authorization from the Board of Directors to allow management to lift quarterly budget and be able to transfer money within divisions budget to give them the flexibility to manage their division. The Board of Directors approved the above request provided that the request be documented and that the Board be informed. Therefore, below are the current transactions.*

**Budget Lifts:**

<u>Memo</u>				<u>Annual</u>	<u>Quarter</u>	<u>Balance as of</u>	
<u>Date</u>	<u>Division</u>	<u>Request</u>	<u>Acct. No.</u>	<u>Budget</u>	<u>Budget</u>	<u>11/30/13</u>	<u>Reason</u>
10/1/2013	IT	Lift Annual	670.8363	123,670	30,918	36,698	Process PO for JDE Software & Maint.
10/30/2013	Finance	Lift Annual	675.8368	80,000	20,000	71,957	Process PO for Iconnects
10/29/2013	Safety	Lift Annual	123.8366.SFTYEQPT	36,419	9,105	6,419	Bidding Process for safety shoes
11/4/2013	Maint	Lift Annual	423.8114	40,000	10,000	17,992	Needed for future OT
11/4/2013	Maint	Lift Annual	414.8366.SFTYEQPT	2,500	625	0	To process BPA
10/31/2013	Trans	Lift 2nd Qtr	330.8524	1,600	400	1,421	Needed due to petty cash for water
11/5/2013	Maint	Lift Annual	414.8665.MACHINE	2,500	625	0	Needed to process BPA for machine shop
11/6/2013	Procurement	Lift Annual	630.8665.ADV	8,000	2,000	0	Needed to process BPA for advertising
11/4/2013	Maint	Lift Annual	411.8665.TIRE	3,000	750	0	Needed to process BPA for Tires & Repairs
11/14/2013	Maint	Lift Annual	411.8665.HYDRA	2,500	625	2,500	Needed to process BPA for fabrication & repairs
11/6/2013	Commercial	Lift Annual	650.8366.OFCEQPT	500	125	0	To purchase folding chairs
11/6/2013	Commercial	Lift Annual	650.8521	2,100	525	2,100	To purchase ink for printer
11/6/2013	Maint	Lift Annual	413.8665.AIR	10,000	2,500	4,000	Needed to process BPA for 2 vendors
11/7/2013	Maint	Lift Annual	413.8665.Waste	30,000	7,500	18,000	Needed to process BPA for multiple vendors
11/7/2013	Maint	Lift Annual	413.8665.Starter	5,000	1,250	0	Needed to process BPA
11/7/2013	Maint	Lift Annual	413.8665.Tire	3,000	750	0	Needed to Process BPA
11/7/2013	Maint	Lift Annual	413.8665.HYDRA	2,500	625	0	Needed to Process BPA
11/12/2013	Stevedore	Lift 2nd Qtr	312.8114	212,924	53,231	67,160	OT
11/13/2013	Maint	Lift Annual	411.8366.SFTYEQPT	2,500	625	0	To process BPA
11/12/2013	Maint	Lift 2 & 3 Qtr	413.8524	200,000	50,000	92,204	To process BPA
11/12/2013	Engineer	Lift Annual	640.8365	500	125	0	To process BPA for printing svcs
11/15/2013	System Mgr	Lift Annual	670.8524	8,000	2,000	3,097	To purchase equipments
11/18/2013	Maint	Lift Annual	411.8665.REWMOT	10,000	2,500	4,000	To process BPA
11/20/2013	Harbor Master	Lift Annual	121.8366.OFCEQPT	2,000	500	2,000	To purchase office equipment
11/25/2013	Terminal	Lift 2nd Qtr	320.8114	100,000	25,000	72,468	Needed for OT

**Divisional Transfers:**

<u>Memo</u>			<u>From</u>	<u>To</u>		
<u>Date</u>	<u>Division</u>		<u>Acct No.</u>	<u>Acct. No.</u>	<u>Amount</u>	<u>Reason</u>
11/4/2013	Maint		414.8524	414.8366.SFTYEQPT	504.00	Needed for BPA
11/5/2013	Maint		414.8524	414.8665.MACHINE	504.00	Needed for BPA
11/6/2013	Maint		411.8524	411.8665.HYDRA	2,004.00	Needed for BPA of hydraulic hoses
11/7/2013	Maint		413.8524	413.8665.Starter	4,000	To increase BPA for Starter
11/7/2013	Maint		413.8524	413.8665.TIRE	4,000	To increase BPA for Tire
11/7/2013	Maint		413.8524	413.8665.HYDA	5,004	To increase BPA for Hydra

## OPERATION DIVISION REPORT SUMMARIZATION

November 29 2013

Prepared By: John B. Santos

---

### CONTAINER REPORT:

#### For the Month of November:

- Total Cargo Vessels: 21
- Total Containers Handled: 6,677

#### Year to Date (October 2013 – September 2014)

- Total Cargo Vessels: 43
  - Total Containers Handled: 14,716
  - Monthly Container Handled Average: 7,358
- 

### VESSEL PRODUCTIVITY REPORT:

#### Average Gross Move Per Hour (AGMPH):

- Matson 22 AGMPH
  - MSA Barges 17 AGMPH
  - MSA Kyowa, Condor 13 AGMPH
  - Ambyth 15 AGMPH
  - MEL 20 AGMPH
- 

### EQUIPMENT REPORT:

#### Gantry Cranes:

All Gantry Cranes are fully operational for this period. All four cranes were utilized. Gantries 5 & 6 had over two hours down time due perennial problems with the spreader, power, twistlock and gantry. Gantry #4 had over one hour down with spreader problem. Gantry #3 had less than one hour down also with spreader problem.

#### Mobile Harbor Crane:

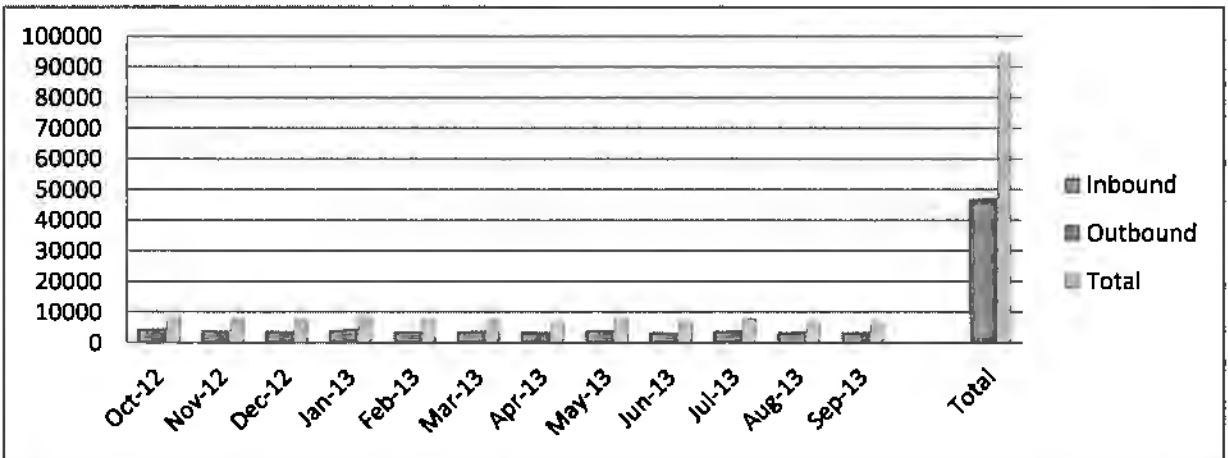
Not used for cargo operations during this period.

**Container Total Comparison**  
**Fiscal Year 2013 - Fiscal Year 2014**

Month	Inbound	Outbound	Total
Oct-12	4557	4656	9213
Nov-12	4211	3944	8155
Dec-12	3938	3873	7811
Jan-13	4263	4645	8908
Feb-13	3720	3716	7436
Mar-13	3799	3969	7768
Apr-13	3692	3574	7266
May-13	4170	4185	8355
Jun-13	3586	3454	7040
Jul-13	4007	4126	8133
Aug-13	3578	3615	7193
Sep-13	3506	3554	7060

8684 (2 Months Average)


<b>Total</b>	<b>47027</b>	<b>47311</b>	<b>94338</b>
--------------	--------------	--------------	--------------



Month	Inbound	Outbound	Total
Oct-13	4090	3949	8039
Nov-13	3335	3342	6677
Dec-13			0
Jan-14			0
Feb-14			0
Mar-14			0
Apr-14			0
May-14			0
Jun-14			0
Jul-14			0
Aug-14			0
Sep-14			0

7358 (2 Months Average)

<b>Total</b>	<b>7425</b>	<b>7291</b>	<b>14716</b>
--------------	-------------	-------------	--------------





**OCTOBER 2013 - SEPTEMBER 2014**

**VESSEL OPERATION RECAP**

<b>PACIFIC</b>													
No. Vessel	1	1											2
Discharge	76	86											162
Loaded	91	140											231
Total Moves	167	226	0	0	0	0	0	0	0	0	0	0	393
Cranes used	G3,P17	G5,6											
Average GMPH	12	15.2											13.6
<b>Shansi</b>													
No. Vessel	1												1
Discharge	26												26
Loaded	18												18
Total Moves	44												44
Cranes used	P17												
Average GMPH	4.6												4.6
<b>Shoashing</b>													
No. Vessel		1											1
Discharge		24											24
Loaded		37											37
Total Moves		61											61
Cranes used		G6											
Average GMPH		15.8											15.8
<b>San Rafael</b>													
No. Vessel		1											1
Discharge		36											36
Loaded		18											18
Total Moves	0	54	0	0	0	0	0	0	0	0	0	0	54
Cranes used		G6											
Average GMPH		23.9											23.9

November		
Total Vessels		21
Total Discharged		3335
Total Loaded		3342
Total Moves		6677

Summarized		
Total Vessels		43
Total Discharged		7425
Total Loaded		7291
Total Moves		14716



**NOVEMBER 2013  
VESSEL RECAP**

													Gantry #3	Gantry #4	Gantry #5	Gantry #6						Nmph	Gmph		
																	Shift GMPH					Nmph	Gmph		
Vessel	Voy.	Arrive	Depart	First Lift	Last Lift	Lifts		Total	Total	Ops	Loss	Berth					1st	2nd	3rd	4th	5th	Nmph	Gmph		
						In	Out	Ctnrs	TEUs	Hrs	Hrs	Hours													
<b>"Matson Navigational"</b>																									
RJ Pfeiffer	386	05 Nov - 13:54	06 Nov - 19:08	05 Nov - 15:07	06 Nov - 17:40	644	571	1215	1329.3	26.6	5.5	29.2	0:00	0:03	0:00	20	22	28			27.6	23.4			
Manukai	141	11 Nov - 07:53	13 Nov - 08:50	11 Nov - 08:46	13 Nov - 09:31	494	495	989	1902.8	18.8	7.4	24.9	1:05	0:10	0:00	18	29				28.7	22.3			
Manulani	97	19 Nov - 21:35	21 Nov - 05:08	19 Nov - 22:25	21 Nov - 04:33	683	579	1262	2444.5	30.1	8.2	31.6	0:00	0:44	0:15	17	21	27			26.3	20.4			
Maunawili	117	26 Nov - 09:33	27 Nov - 10:09	26 Nov - 10:12	27 Nov - 06:44	497	482	979	1939.8	20.5	7.1	24.6	0:24	0:00	0:00	19	26				27.7	22.3			
<b>Total:</b>						<b>2318</b>	<b>2127</b>	<b>4445</b>	<b>7616.4</b>													<b>Monthly Nmph/Gmph Average:</b>		<b>27.6</b>	<b>22.1</b>
<b>"Marianas Steamship Agency" (S-2006 Barge)</b>																									
													Gantry #3	Gantry #4	Gantry #5	Gantry #6	Shift GMPH					Nmph	Gmph		
Vessel	Voy.	Arrive	Depart	First Lift	Last Lift	Lifts		Total	Total	Ops	Loss	Berth					1st	2nd	3rd	4th	5th	Nmph	Gmph		
						In	Out	Ctnrs	TEUs	Hrs	Hrs	Hours													
S-2006	52s/53n	01 Nov - 20:22	02 Nov - 03:52	01 Nov - 21:17	02 Nov - 03:35	41	2	43	77.3	6.3	3.5	7.5			0:00	8.7					30.5	8.7			
S-2006	53s/54n	05 Nov - 10:11	06 Nov - 23:50	05 Nov - 10:29	06 Nov - 21:56	1	51	52	91.8	2.3	0.6	5.5		0:00		15	23				29.7	22			
S-2006	54s/54gr	10 Nov - 11:13	13 Nov - 15:55	10 Nov - 13:47	13 Nov - 15:38	44	40	84	141.3	6.9	4.6	14.3		0:00	2:02	29	7				22.3	10			
S-2006	55s/55gr	15 Nov - 18:54	17 Nov - 23:41	15 Nov - 19:50	17 Nov - 23:07	65	28	93	146	3.3	1	52.8			0:00	35	19				33.1	24.4			
S-2006	55gr-56n	21 Nov - 05:42	21 Nov - 15:42	21 Nov - 07:51	21 Nov - 14:30	17	52	69	118.5	6.6	1.9	10			0:00	13					20.7	13.2			
S-2006	56s/57n	25 Nov - 07:20	27 Nov - 22:38	25 Nov - 09:03	27 Nov - 20:30	66	51	117	205.5	6.1	1	36.7	0:00	0:00	0:00	20	18				23.0	19.1			
<b>Total:</b>						<b>234</b>	<b>224</b>	<b>458</b>	<b>780.4</b>													<b>Monthly Nmph/Gmph Average:</b>		<b>26.6</b>	<b>16.2</b>
<b>"Marianas Steamship Agency" (Kyowa)</b>																									
													Gantry #3	Gantry #4	Gantry #5	Gantry #6	Shift GMPH					Nmph	Gmph		
Vessel	Voy.	Arrive	Depart	First Lift	Last Lift	Lifts		Total	Total	Ops	Loss	Berth					1st	2nd	3rd	4th	5th	Nmph	Gmph		
						In	Out	Ctnrs	TEUs	Hrs	Hrs	Hours													
Cattleya	136	09 Nov - 22:36	11 Nov - 07:18	10 Nov - 01:15	11 Nov - 06:57	118	134	252	333	29.7	6.4	32.7			0:00	20	5	13			21.7	14			
Hibiscus	151	18 Nov - 07:00	21 Nov - 07:24	18 Nov - 08:23	21 Nov - 06:33	77	134	211	304.3	24.4	7.7	72.4	0:11			8	14	12	10		14.5	9.5			
Cattleya	136h	27 Nov - 07:00	27 Nov - 20:18	27 Nov - 08:16	27 Nov - 18:39	24	125	149	223	10.4	2	13.3			0:00	18					23.5	18			
<b>Total:</b>						<b>219</b>	<b>393</b>	<b>612</b>	<b>860.3</b>													<b>Monthly Nmph/Gmph Average:</b>		<b>19.9</b>	<b>13.8</b>

**NOVEMBER 2013  
VESSEL RECAP**

													Gantry #3	Gantry #4	Gantry #5	Gantry #6						Nmph	Gmph								
																	Shift GMPH					Nmph	Gmph								
Vessel	Voy.	Arrive	Depart	First Lift	Last Lift	In	Out	Ctnrs	TEUs	Ops	Loss	Berth	1st	2nd	3rd	4th	5th														
<b>"CTSI" (Mell)</b>																															
Stamford	28w	07 Nov - 07:00	07 Nov - 16:06	07 Nov - 08:43	07 Nov - 15:25	0	121	121	144	6.7	1.2	9.1			0:00	0:00	20					25.6	20.3								
Jan	001e	07 Nov - 08:42	07 Nov - 17:06	07 Nov - 10:52	07 Nov - 16:19	146	5	151	180	5.5	1.7	8.4		0:00	0:00		18					22.7	18.0								
Seringat	28w	15 Nov - 08:54	15 Nov - 19:06	15 Nov - 09:53	15 Nov - 18:09	138	124	262	324	8.3	2.5	10.2	0:00			0:49	20					25.2	20.4								
Sudong	27w	21 Nov - 06:54	21 Nov - 18:00	21 Nov - 08:19	21 Nov - 17:18	0	146	146	183	8.9	1.3	11.1			0:00		19					23.4	19.2								
Springwood	34e	23 Nov - 00:30	23 Nov - 07:00	23 Nov - 01:44	23 Nov - 05:05	134	7	141	165	3.4	0.9	6.5		0:00	0:00		25					29.7	24.6								
								0																							
						<b>Total:</b>	<b>418</b>	<b>403</b>	<b>821</b>	<b>996</b>																					
																	Monthly Nmph/Gmph Average:					25.3	20.5								
<b>"MSA" (Pacific Condor)</b>																															
Vessel	Voy.	Arrive	Depart	First Lift	Last Lift	In	Out	Ctnrs	TEUs	Ops	Loss	Berth	Shift GMPH				Nmph	Gmph													
													1st	2nd	3rd	4th			5th												
Condor	118h	11 Nov - 08:42	12 Nov - 02:24	11 Nov - 10:00	12 Nov - 02:13	86	140	226	307	16.2	4.5	17.7		1:16	0:00	14	15					21.9	15.2								
								0																							
						<b>Total:</b>	<b>86</b>	<b>140</b>	<b>226</b>	<b>307</b>																					
																	Monthly Nmph/Gmph Average:					21.9	15.2								
<b>"AMBYTH" (Shaoshing)</b>																															
Vessel	Voy.	Arrive	Depart	First Lift	Last Lift	In	Out	Ctnrs	TEUs	Ops	Loss	Berth	Shift GMPH				Nmph	Gmph													
													1st	2nd	3rd	4th			5th												
Shaoshing	1315s	03 Nov - 01:48	03 Nov - 08:06	03 Nov - 03:39	03 Nov - 07:24	24	37	61	88	3.8	1.8	6.3			0:00	16	18					29.6	15.8								
								0																							
						<b>Total:</b>	<b>24</b>	<b>37</b>	<b>61</b>	<b>88</b>																					
																	Monthly Nmph/Gmph Average:					29.6	15.8								
<b>"AMBYTH" (San Rafael)</b>																															
Vessel	Voy.	Arrive	Depart	First Lift	Last Lift	In	Out	Ctnrs	TEUs	Ops	Loss	Berth	Shift GMPH				Nmph	Gmph													
													1st	2nd	3rd	4th			5th												
San Rafael	1316s	19 Nov - 03:10	19 Nov - 11:36	19 Nov - 04:58	19 Nov - 09:16	36	18	54	82	4.3	0.4	8.4			0:00	26	31					29.6	23.9								
								0																							
						<b>Total:</b>	<b>36</b>	<b>18</b>	<b>54</b>	<b>82</b>																					
																	Monthly Nmph/Gmph Average:					29.6	23.9								

**CY 2013 PAG CRANES  
MONTHLY REPORT**

		Total Ops Hrs	Total Vessels	Total Shifts	Total Container Moves	Total Down Time (Hrs)	Types of repairs performed
<b>November</b>	Gantry #3	31.4	3	6	413	0.2	Spreader
	Gantry #4	72.3	5	9	1128	1.5	Spreader
	Gantry #5	102.3	12	20	2193	2.2	Gantry, twistlock, light, & spreader
	Gantry #6	152.1	17	29	2943	3.4	power & spreader
	Mobile Harbor Crane	0	0	0	0	0	N/a



**PORT OF GUAM**

ATURIDAT I PUETTON GUAHAN

**Jose D. Leon Guerrero Commercial Port**

1026 Cabras Highway, Suite 201, Piti, Guam 96925

Telephone: 671-477-5931/35 Facsimile: 671-477-2689/4445

Website: [www.portguam.com](http://www.portguam.com)



Eddie Baza Calvo

Governor of Guam

Ray Tenorio

Lieutenant Governor

December 2, 2013

**MEMORANDUM**

TO: Board of Directors

VIA: General Manager  
Deputy General Manager, Admin/Finance  
Deputy General Manager, Operations

FROM: Procurement and Supply Manager

SUBJECT: Procurement Division Status Report for December 2013

---

**1. Request for Proposals**

- RFP-PAG-013-002: **A/E Design Consulting Services**
  - Cost Negotiations complete – pending Board approval
- RFP-PAG-013-003: **Management and Operation Services for F1 Fuel Pier Facilities**
  - Cost Negotiations currently in progress
- RFP-PAG-013-004: **Implementation and Integration of TOS**
  - Cost Negotiations currently in progress

**2. Invitation for Bid – No new bid**

**3. Invitation for Bid – General Services Agency – No GSA Bid**



PORT AUTHORITY OF GUAM  
Jose D. Leon Guerrero Commercial Port  
ENGINEERING/CIP DIVISION  
Piti, Guam 96925

November 27, 2013

**INTER-OFFICE MEMEORANDUM**

TO: General Manager

FROM: Engineer Manager

SUBJECT: Brief Summary Status of Ongoing & Proposed CIP Projects for the Year 2013

---

The following is a summary list of ongoing project including projects in the planning stage, aside from the Guam Commercial Port Improvement Program.

<b>1) PROJECT:</b>	<b>Replacement of Welded Steel Petroleum Distribution Piping</b>
RFP NUMBER:	PAG-011-00
CONTRACTOR:	N/A
PROJECT AMOUNT:	\$
CHANGE ORDER:	\$0
DESIGNER:	N.C. Macario & Associates
FUNDING SOURCE:	1) A/E Design funded by PAG (\$289,928.18) 2) CM funded by PAG (\$245,000.00) 3) Available fund by FHWA (\$2,464,042.22)
A/E Completion Time:	February 10, 2012
PAYMENT TO DATE:	\$260,935.35 (Design)
BALANCE TO DATE:	\$28,992.83 (Design)
CONTRACTOR:	N/A
BID OPENING DATE:	N/A
NOTICE TO PROCEED:	N/A
COMPLETION TIME:	305 Calendar Days
Construction Manager:	SSFM International, Inc. & Port Engineering/CIP Division
PAYMENT TO DATE:	\$0
WORK STATUS:	NCMA has forwarded the final drawing to FHWA for review. MOU awaiting review by signatories from FHWA, PAG & DPW. Received ACOE Permit on December 26, 2012. Still awaiting MOU from DPW. PAG scheduled a coordination meeting on 5/3/2013 with DPW (Connie Lee), NCMA, & Villaflores (Surveyor) in DPW office for Right of Way & was resolved that DPW will issue the RoW certification. Another meeting was conducted with the DPW procurement tracking staff (Cristina Ingbarsson & Sagrado Bilong) for project coordination. Pre-Bid conference on June 18, 2013 in DPW

conference room & bid opening will be on July 10, 2013. Second site visit for Golf pier was conducted on 7/2/2013. Bid opening was reset to July 17, 2013 on the same venue & time. Lowest bid was Rex Int. (\$1,538,819.00), followed by Smithbridge (\$1,554,814.73) & BME & Sons (\$1,823,298.00). Government estimate was \$2.4M. DPW will provide the bid analysis & finalize the bid outcome. Bid evaluation was completed by NCMA on 8/2/2013 & was forwarded to DPW for Intend to Award. Latest update with FHWA is that this maybe a protest on the bid. NCMA conducted a bid evaluation base on the outcome of the bid opening. Five bidders responded and lowest bid was Rex International (\$1,538,819.00), SmithBridge Guam (\$1,554,814.73), BME & Sons (\$1,898,966.50), IMCO (\$1,898,966.00), & IBCM (\$2,409,913.00). Awaiting the DPW's issuance of NTP to the selected responsive bidder. DPW is preparing the documents for contract approval signatories from BMR, AG, & Governor's Office.

- 2) PROJECT:** **Installation of MOV at Golf Pier Fuel Pipelines**  
**IFB NUMBER:** PAG CIP-013-001  
**PROJECT AMOUNT:** \$324,400.41  
**DESIGNER:** N.C. Macario & Associates  
**FUNDING SOURCE:** Port Authority of Guam  
**A/E Completion time:** December 14, 2012  
**PAYMENT TO DATE:** \$147,095.10  
**BALANCE TO DATE:** \$177,305.31  
**CONTRACTOR:** BME & SONS Inc.  
**NOTICE TO PROCEED:** April 22, 2013  
**CHANGE ORDER:** \$0  
**COMPLETION TIME:** September 21, 2013 extended to January 15, 2014  
**Construction Manager:** Port Authority of Guam & NCMA (limited time)  
**WORK STATUS:** Preliminary Notice to Proceed (PNTTP) was issued on March 14, 2013. Awaiting building permit and review of submittal documents. DPW building permit was issued on March 25, 2013. Contractor is awaiting the pending valve submittal from the valve supplier. Contractor mobilize on May 13, 2013. BME start pavement layout for underground conduit runs. Four electrical hand holes were on site, installation on hold due to back to back vessel tanker operations. BME start the pavement cutting & excavation in preparation for the underground conduit run. Underground conduit run for terminal control completed & backfilled. Layout exposed conduit run around the building is complete. BME to schedule the hot mix asphalt pour crossing gate C4 & C5. Latest MOV arrival status is by 3<sup>rd</sup> week of Nov. 2013 or by 1<sup>st</sup> week of Dec. 2013. Contractor is awaiting the long lead items on the panel boards, check valves, & the Motor Operated Valves with tentative schedule to arrive by the end of November 2013. BME & Sons submitted an extension letter for another 116 calendar days due to manufacturer's delivery time frame by 1<sup>st</sup> week of December 2013 with ETC by 1/15/2014.

- 3) **PROJECT:** **Design/Build Port Security Enhancement Project**  
**IFB NUMBER:** PAG-012-006  
**CONTRACTOR:** MAEDA Pacific Corp.  
**PROJECT AMOUNT:** \$2,933,000.00  
**CHANGE ORDER:** \$576,563.25  
**TOTAL AMOUNT:** \$3,509,563.25  
**FUNDING SOURCE:** U.S. Department of Homeland Security Grant # 2008-GB-T8-0148, 2009-PU-R1-0164, 2009-PU-T9-0043, & 2010-PU-TO-0080  
  
**NOTICE TO PROCEED:** January 14, 2013  
**COMPLETION TIME:** January 14, 2014  
**PAYMENT TO DATE:** \$1,931,624.10  
**BALANCE TO DATE:** \$2,182,042.00  
**Construction Manager:** PB & Port Engineering/CIP Division  
**WORK STATUS:** On-going foundation excavations. Contractor submit the 90% Design submittal. Construction phase will be 6 months. MAEDA submit the 100% design submittal. Foundation permit was secured. Maeda start the foundation excavation & the new storm drain run tie-end. Maeda completed the storm drain tie-ends & slurry backfill. Building's foundation excavation, footing compaction & reinforcement installation are the on-going works. Maeda poured concrete on the inspected foundation forms & start the cmu wall installation. Communication line installation is on-going to various Port building sites. Conduct compaction test on load bearing wall areas on 10/9/2013. *Micro ducting work pavement cutting start on 11/22/2013.*
- 4) **PROJECT:** **Concrete Storm Drain Channel System Upgrade**  
**IFB NUMBER:** PAG-012-00  
**CONTRACTOR:** N/A  
**PROJECT AMOUNT:** \$600,000.00 (Conservative estimate)  
**FUNDING SOURCE:** Port Authority of Guam  
**NOTICE TO PROCEED:** N/A  
**COMPLETION TIME:** 6 months after NTP  
**PAYMENT TO DATE:** \$0  
**Construction Manager:** Port Engineering/CIP Division  
**WORK STATUS:** N/A  
**NOTE:** Bid opening was on October 3, 2012. Lowest responsive bid was \$330,000.00 (BME & Sons). Procurement issued a cancellation letter in regards to GEPA requirements affecting this project. Project on hold for additional funding supplement.
- 5) **PROJECT:** **New 56 ea. 480V Reefer Outlets & Reefer Lights Installation**  
**IFB NUMBER:** PAG-012-00  
**CONTRACTOR:** N/A  
**PROJECT AMOUNT:** \$950,000.00 (Conservative estimate)  
**FUNDING SOURCE:** Port Authority of Guam  
**NOTICE TO PROCEED:** N/A  
**COMPLETION TIME:** 8 months after NTP  
**PAYMENT TO DATE:** \$0  
**Construction Manager:** Port Engineering/CIP Division



WORK STATUS:  
NOTE:

N/A  
Port Engineering office is finalizing the Technical Provision scope of work for bid packet & will request for funding. Complete the technical provision for bid packet & will endorse for funding. Project is in-line for budget approval.

6) **PROJECT:**

IFB NUMBER:

**Agat Marina Fish Utility Boom Repair**

CONTRACTOR:

PAG-012-0\_

PROJECT AMOUNT:

N/A

FUNDING SOURCE:

\$20,000. (Grant funding)

Department of Agriculture, Sport Fish Restoration/Boating Access Grant #F-21-B1

NOTICE TO PROCEED:

N/A

COMPLETION TIME:

30 Calendar days after P.O.

PAYMENT TO DATE:

\$0

Construction Manager:

Port Engineering/CIP Division

WORK STATUS:

N/A

NOTE:

Department of Agriculture is finalizing the MOU with PAG. Lowest responsive bid quote shall be reconfirmed from contractor. DoAg advice a hold order. DoAg informed that funding is open to start the repair. Awaiting advice from Strategic & Planning office for new bid solicitation. Awaiting for DoAg's memo on funding confirmation from BBMR. Strategic & Planning office got advice from DoAg to start this project & is a 100% DoAg funding. 30% technical design was finalized & forwarded to Procurement & Planning offices. *Procurement is soliciting price quotes from small time contractors. Pre-proposal meeting is scheduled on 9/25/2013.* DoAg is waiting for the amendment letter from USFW on this project.

7) **PROJECT:**

RFQ NUMBER:

**Agat Marina Ramp's Left Side Concrete Catwalk Repair**

CONTRACTOR:

PAG-012-00

PROJECT AMOUNT:

N/A

FUNDING SOURCE:

\$60,000.00 (Conservative estimate)

Department of Agriculture, Sport Fish Restoration/Boating Access Grant # F-21-B1

NOTICE TO PROCEED:

N/A

COMPLETION TIME:

3 months after P.O. issuance

PAYMENT TO DATE:

\$0

Construction Manager:

Port Engineering/CIP Division

WORK STATUS:

N/A

NOTE:

Department of Agriculture advice a hold order. Technical provision scope for Bid packet is ready for advertisement. DoAg informed that funding is open to start the repair. Awaiting advice from Strategic & Planning office for bid solicitation. Awaiting for DoAg's memo on funding confirmation from BBMR. DoAg is waiting for the amendment letter from USFW on this project.

8) **PROJECT:**

RFP NUMBER:

**A/E Design Consultant Services**

DESIGNER:

PAG -013-002

AmOrient Engineering

PROJECT AMOUNT: \$180,000.00  
FUNDING SOURCE: Port Authority of Guam  
NOTICE TO PROCEED: N/A  
COMPLETION TIME: 12 Months after NTP  
PAYMENT TO DATE: \$0  
WORK STATUS: *AmOrient is preparing the design plans & specifications for projects.*

NOTE: Procurement is finalizing the bid proposal. Awaiting an account number for funding. Bid proposal is being finalized for legal review. Port committee is reviewing the submitted documents & will prepare analysis for the selected A/E consultant. AmOrient Engineering was selected by the Port committee for this consultancy project. Port Engineering office is preparing the work description for AmOrient on the renovation of High Tower building and the Lower Tower building. AmOrient Engineering submit the scope of work design to PAG for approval on 10/17/2013. PAG cost negotiating team to convene & decide the cost proposal from AmOrient Engineering. *Port cost negotiating team reach agreement with AmOrient after negotiation meeting on 11/21/2013 for the amount of \$180K.*

- 9) **PROJECT:** **Agat Small Boat Marina Dock "A" Improvement**  
**IFB NUMBER:** PAG-013-004  
**CONTRACTOR:** *Rex International*  
**PROJECT AMOUNT:** \$532,100.00  
**FUNDING SOURCE:** NOAA Commission on Fisheries & Port Authority of Guam  
**NOTICE TO PROCEED:** N/A  
**COMPLETION TIME:** 5 Months after NTP  
**PAYMENT TO DATE:** N/A  
**Construction Manager:** Port Engineering/CIP Division  
**WORK STATUS:** N/A  
**NOTE:** \$250,000.00 grant funding was obtained from NOAA Commission on Fisheries. Needed an additional supplemental budget of \$500K for a complete aluminum dock. Procurement is awaiting Board approval. Advertise for bid solicitation on 8/15/2013. Pre-bid meeting was conducted on 8/28/2013 & bid opening is on 9/17/2013. Procurement office is preparing the bid analysis & confirmation to award. Lowest bid is Rex International (\$532,100.00), BME & Sons (\$705,492.00), & Black Construction (\$767,813.00). PAG issued a notice of intend to award to Rex Int. & submitted the Performance & Payment bonds. Port's legal is reviewing the contract & once approved, Port will issue the NTP. Procurement is processing the account approval prior issuing the NTP.
- 10) **PROJECT:** **F5-F6 Concrete Pole Lighting Upgrade**  
**IFB NUMBER:** PAG-013-005  
**CONTRACTOR:** DCK Pacific  
**PROJECT AMOUNT:** \$231,680.00  
**FUNDING SOURCE:** Port Authority of Guam  
**NOTICE TO PROCEED:** N/A

COMPLETION TIME: 6 Months after NTP  
PAYMENT TO DATE: \$0  
Construction Manager: Port Engineering/CIP Division  
WORK STATUS: N/A  
NOTE: Finalized the technical provision scope for bid packet & will request for funding. Project is in-line for budget approval. Submit the technical provision scope to Procurement office to finalize the bid packet for bid solicitation. Pre-bid meeting was conducted on 8/29/2013 & bid opening is on 9/16/2013. Procurement Office is preparing the bid analysis & confirmation to award. Lowest bid is DCK Pacific (\$231,680.00), & Rex International (\$312,200.00). PAG a notice of intend to award to DCK Pacific for the bond submission. Procurement is processing the account approval prior issuing the NTP.

- 11) **PROJECT:** **CY Concrete Wheel Stopper Installation**  
IFB NUMBER: PAG-013-00\_  
CONTRACTOR: N/A  
PROJECT AMOUNT: \$450,000.00 (Conservative estimate)  
FUNDING SOURCE: Port Authority of Guam  
NOTICE TO PROCEED: N/A  
COMPLETION TIME: 8 Months after NTP  
PAYMENT TO DATE: N/A  
Construction Manager: Port Engineering/CIP Division  
WORK STATUS: N/A  
NOTE: Finalized the technical provision scope for bid packet & will request for funding. Project is in-line for budget approval. Submit the technical provision to Procurement office to finalize the bid packet for bid solicitation.
- 12) **PROJECT:** **Administration Building Men's 1<sup>st</sup> Floor Rest Room Upgrade**  
IFB NUMBER: PAG-013-00\_  
CONTRACTOR: N/A  
PROJECT AMOUNT: \$15,000.00 (Conservative estimate)  
FUNDING SOURCE: Port Authority of Guam  
NOTICE TO PROCEED: N/A  
COMPLETION TIME: 2 Months after NTP  
PAYMENT TO DATE: N/A  
Construction Manager: Port Engineering/CIP Division  
WORK STATUS: N/A  
NOTE: Draft the technical provision scope for bid packet & will request for funding. This work is to upgrade the first floor men's restroom floor & wall tiles. Finalizing the technical provision scope & will submit to Procurement for bid packet & ads.
- 13) **PROJECT:** **Container Yard Striping Project - Phase I**  
IFB NUMBER: PAG-013-00\_  
CONTRACTOR: N/A  
PROJECT AMOUNT: \$235,000.00 (Budget estimate)  
CHANGE ORDER: \$0  
FUNDING SOURCE: Port Authority of Guam

- NOTICE TO PROCEED: N/A  
 COMPLETION TIME: 9 Months after NTP  
 PAYMENT TO DATE: \$0  
 Construction Manager: Port Engineering/CIP Division  
 WORK STATUS: N/A  
 NOTE: Draft the technical provision scope for bid packet. Engineering is finalizing the technical specs & will submit to Procurement for bid packet. Funding is to be identified on this priority project. Engineering forwarded the technical scope to Procurement office for bid packet & ads.
- 14) PROJECT: Harbor of Refuge Topographic Survey**  
 IFB NUMBER: PAG-014-00\_  
 SURVEYOR: N/A  
 PROJECT AMOUNT: \$90,000.00 (Conservative estimate)  
 CHANGE ORDER: \$0  
 FUNDING SOURCE: Port Authority of Guam  
 NOTICE TO PROCEED: N/A  
 COMPLETION TIME: 3 Months after NTP  
 PAYMENT TO DATE: \$0  
 WORK STATUS: N/A  
 NOTE: Engineering office drafting the technical provision scope for bid & will request for funding.
- 15) PROJECT: Agat Marina Topographic Survey**  
 IFB NUMBER: PAG-014-00\_  
 SURVEYOR: N/A  
 PROJECT AMOUNT: \$90,000.00 (Conservative estimate)  
 CHANGE ORDER: \$0  
 FUNDING SOURCE: Port Authority of Guam  
 NOTICE TO PROCEED: N/A  
 COMPLETION TIME: 3 Months after NTP  
 PAYMENT TO DATE: \$0  
 WORK STATUS: N/A  
 NOTE: Engineering office drafting the technical provision scope for bid & will request for funding.
- 16) PROJECT: Lower Tower Building Renovation**  
 IFB NUMBER: PAG-013-00\_  
 CONTRACTOR: N/A  
 PROJECT AMOUNT: \$120,000.00 (conservative estimate)  
 CHANGE ORDER: \$0  
 FUNDING SOURCE: Port Authority of Guam  
 NOTICE TO PROCEED: N/A  
 COMPLETION TIME: 4 months after NTP  
 PAYMENT TO DATE: \$0  
 BALANCE PAYMENT: \$0  
 Construction Manager: Port Engineering/CIP Division  
 WORK STATUS: N/A  
 NOTE: This is one of the projects that will be under the A/E Consultant services. Port Engineering Office is preparing the work

description for renovation. Engineering office forwarded the renovation description to AmOrient Engineering. Consultant submitted the design the design scope to PAG & await for approval. One of the project under the Port cost negotiating team for approval. *AmOrient will prepare & submit the design scope on this project.*

**17) PROJECT:** **High Tower Building Renovation**  
**IFB NUMBER:** PAG-013-00\_  
**CONTRACTOR:** N/A  
**PROJECT AMOUNT:** \$25,000.00 (Conservative estimate)  
**CHANGE ORDER:** \$0  
**FUNDING SOURCE:** Port Authority of Guam  
**NOTICE TO PROCEED:** N/A  
**COMPLETION TIME:** 4 months after NTP  
**PAYMENT TO DATE:** \$0  
**BALANCE PAYMENT:** \$0  
**Construction Manager:** Port Engineering/CIP Division  
**WORK STATUS:** N/A  
**NOTE:** This is one of the projects that will be under the A/E Consultant services. Port Engineering Office is preparing the work description for renovation. Engineering office forwarded the renovation description to AmOrient Engineering. Consultant submitted the design scope to PAG & await for approval. One of the project under the Port cost negotiating team for approval. *AmOrient will prepare & submit the design scope on this project.*

The Guam Commercial Port Improvement Program projects continue to be performed in coordination with AE Engineering and PB Consultants which includes other assessments and Task Order reviews for payment. Additionally, the following provides completed projects.

**\*COMPLETED PROJECTS:**

**1) PROJECT:** **GDP Marina Renovation & Site Improvement Project, Phase I**  
**IFP NUMBER:** PAG-010-002  
**CONTRACTOR:** Black Construction Corporation  
**PROJECT AMOUNT:** \$1,252,000.00  
**FUNDING SOURCE:** Department of Interior Office of Insular Affairs Grant # 670090 & 770061  
**NOTICE TO PROCEED:** May 2, 2011  
**COMPLETION TIME:** March 12, 2012  
**CHANGE ORDER:** 1) \$234,616.00 (C.O. #1, Channel widening)  
 2) \$11,576.17 (C.O. #2, Demobilization)  
**TOTAL AMOUNT:** \$1,498,192.20  
**PAYMENT TO DATE:** \$1,498,192.20  
**NOTE:** 100% Complete

- 2) **PROJECT:** **10" Waterline Break Repair @ F5, Sta.15+45**  
**P.O. NUMBER:** P.O. # 10072-OF  
**CONTRACTOR:** Barrett Enterprises  
**PROJECT AMOUNT:** \$11,852.00  
**FUNDING SOURCE:** Port Authority of Guam  
**NOTICE TO PROCEED:** August 27, 2012  
**COMPLETION TIME:** September 27, 2012  
**PAYMENT TO DATE:** \$11,852.00  
**Construction Manager:** Port Engineering/CIP Division & Facility Maintenance  
**NOTE:** 100% Completed
- 3) **PROJECT:** **Troubleshoot Cathodic Protection System**  
**P.O. NUMBER:** 9799 OF  
**CONTRACTOR:** CORRPRO  
**PROJECT AMOUNT:** \$3,250.00  
**FUNDING SOURCE:** Port authority of Guam  
**NOTICE TO PROCEED:** May 5, 2012  
**COMPLETION TIME:** 90 Calendar days  
**PAYMENT TO DATE:** \$3,250.00  
**Construction Manager:** Port Engineering /CIP Division  
**NOTE:** 100% Completed. CORRPRO repaired all the zero readings which was in the corroded splice joints.
- 4) **PROJECT:** **Port CY Lighting Upgrade Project**  
**IFB NUMBER:** PAG-CIP11-001  
**CONTRACTOR:** DCK Pacific Guam  
**PROJECT AMOUNT:** \$748,412.00  
**FUNDING SOURCE:** Homeland Security Grant # PSGP 2007-GB-T7-0437  
**NOTICE TO PROCEED:** January 24, 2012  
**COMPLETION TIME:** Nov. 19, 2012 (300 CD)  
**BALANCE PAYMENT:** \$0  
**CHANGE ORDER:** \$56,867.64  
**TOTAL AMOUNT:** \$805,279.64  
**PAYMENT TO DATE:** \$805,279.64  
**Construction Manager:** AmOrient Engineering & PAG Engineering/CIP Division  
**Work Status:** 100% Completed  
**NOTE:** This project was incorporated with the Port Modernization under MARAD & selected EA Engineering, Science & Technology, Inc. as the prime engineer.
- 5) **PROJECT:** **GDP Marina Dock "B" Repairs**  
**IFB NUMBER:** PAG-011-001  
**CONTRACTOR:** GEMCCO  
**PROJECT AMOUNT:** \$318,000.00  
**FUNDING SOURCE:** Department of Agriculture, Sport Fish Restoration/Boating Access Grant # F-21-B1, & Port Authority of Guam  
**BID OPENING DATE:** November 23, 2010  
**NOTICE TO PROCEED:** April 25, 2012  
**COMPLETION TIME:** August 24, 2012 (122 CD), extended to December 3, 2012  
**PAYMENT TO DATE:** \$318,000.00  
**Construction Manager:** Port Engineering/CIP Division

Work Status: 100% Completed  
NOTE: This is a cost sharing project between Department of Agriculture & PAG.

**6) PROJECT: Electrical Upgrade on Building's Secondary Distribution Sub-Panel Boards**

IFB NUMBER: PAGCIP-011-002  
CONTRACTOR: M.D. Crisostomo, Inc.  
PROJECT AMOUNT: \$60,874.00  
CHANGE ORDER: \$20,857.03  
TOTAL AMOUNT: \$81,731.03  
FUNDING SOURCE: Port Authority of Guam  
NOTICE TO PROCEED: May 21, 2012  
COMPLETION TIME: Oct. 20, 2012, extended to Dec. 19, 2012  
PAYMENT TO DATE: \$81,731.03  
Construction Manager: Port Engineering/CIP Division  
WORK STATUS: 100% Complete

**7) PROJECT: GDP Marina Dock A & B Pile Extension**

IFB NUMBER: PAG-012-003  
CONTRACTOR: BME & Sons, Corp.  
PROJECT AMOUNT: \$96,230.00  
FUNDING SOURCE: Department of Agriculture, Sport Fish Restoration/Boating Access Grant # F-21-B1  
NOTICE TO PROCEED: September 20, 2012  
COMPLETION TIME: January 20, 2013  
PAYMENT TO DATE: \$96,230.00  
Construction Manager: Port Engineering/CIP Division  
WORK STATUS: 100% Complete  
NOTE: This is a cost sharing project with DoAg & PAG

**8) PROJECT: GDP Marina Dock C Repair**

IFB NUMBER: PAG-012-004  
CONTRACTOR: Black Construction Corp.  
PROJECT AMOUNT: \$278,700.00  
FUNDING SOURCE: Department of Agriculture, Sport Fish Restoration/Boating Access Grant # F-21-B1 & Port Authority of Guam  
NOTICE TO PROCEED: September 10, 2012  
COMPLETION TIME: January 10, 2013  
PAYMENT TO DATE: \$278,700.00  
WORK STATUS: 100% Complete  
NOTE: This is a cost sharing project with DoAg & PAG

**9) PROJECT: Wharf F1 Catwalk Repair**

RFP NUMBER: TRISTAR  
CONTRACTOR: Rico's General Construction  
PROJECT AMOUNT: \$413,419.00  
FUNDING SOURCE: Port Authority of Guam  
NOTICE TO PROCEED: March 9, 2012  
COMPLETION TIME: February 11, 2013  
PAYMENT TO DATE: \$413,419.00

Construction Manager: NET Guam Inc. & Port Engineering/CIP Division  
WORK STATUS: 100% Complete  
NOTE: Tristar to pay contractor up-front & off-set with rentals.

**10) PROJECT: Demolition & Fabrication of Two Concrete MH Covers & Concrete Collar Frame**

P.O. NUMBER: 9663-OF  
CONTRACTOR: Santiago Corporation  
PROJECT AMOUNT: \$12,776.78  
FUNDING SOURCE: Port Authority of Guam  
NOTICE TO PROCEED: February 9, 2012  
COMPLETION TIME: March 23, 2012  
PAYMENT TO DATE: \$12,776.78  
WORK STATUS: 100% Complete  
Construction Manager: Port Engineering/CIP Division

**11) PROJECT: GDP Marina New Water Line**

IFB NUMBER: PAG-012-005  
CONTRACTOR: MAEDA Pacific Corp.  
PROJECT AMOUNT: \$119,600.00  
FUNDING SOURCE: Port Authority of Guam  
NOTICE TO PROCEED: December 10, 2012  
COMPLETION TIME: May 10, 2013 (153 CD after NTP)  
PAYMENT TO DATE: \$119,600.00  
WORK STATUS: 100% complete.  
Construction Manager: Port Engineering/CIP Division  
NOTE: MAEDA secured the DPW Building Permit (3/8/2013). Mobilization to start by 3/13/2013. Pre-final inspection was conducted on May 3, 2013 & final inspection on May 10, 2013. Punch list correction done on May 21, 2013

**12) PROJECT: Secondary Feeder Lines Installation in LC-4**

RFQ NUMBER: P.O. # 10510-OF  
CONTRACTOR: DCK/BCS  
PROJECT AMOUNT: \$78,000.00  
FUNDING SOURCE: Port Authority of Guam  
NOTICE TO PROCEED: June 3, 2013  
COMPLETION TIME: June 7, 2013  
PAYMENT TO DATE: \$78,000.00  
WORK STATUS: 100% Complete  
Construction Manager: Port Engineering/CIP Division  
NOTE: This project was prioritized due to emergency in nature.

**13) PROJECT: GDP Marina Renovation & Site Improvements Project Phase-II**

IFB NUMBER: PAG CIP-012-007  
CONTRACTOR: Black Construction Corporation  
PROJECT AMOUNT: \$1,698,877.00  
CHANGE ORDER: \$36,814.53 (Construction CO # 1)  
TOTAL AMOUNT: \$1,735,691.53



FUNDING SOURCE: Department of Interior of Insular Affairs Grant # 670090 & 770061  
NOTICE TO PROCEED: February 6, 2013  
COMPLETION TIME: January 3, 2014 (332 CD)  
PAYMENT TO DATE: \$1,735,691.53  
BALANCE PAYMENT: \$0  
Construction Manager: N.C. Macario & Associates / Port Engineering/CIP Division  
% COMPLETION: 100% Complete  
CM STATUS: Construction Manager cost is from Phase I until Phase 3.  
\$197,060.92 + \$67,762.00 (Design CO) = \$264,822.92  
WORK STATUS: 100% Completed

**14) PROJECT: Warehouse 1, Demolition of CMU Wall & Concrete Column Spalling Repair**

IFB NUMBER: PAG CIP-013-002  
CONTRACTOR: BME & Sons Inc.  
PROJECT AMOUNT: \$75,500.00  
CHANGE ORDER: \$0  
FUNDING SOURCE: Port Authority of Guam  
NOTICE TO PROCEED: May 6, 2013  
COMPLETION TIME: November 4, 2013  
PAYMENT TO DATE: \$75,500.00  
BALANCE TO DATE: \$0  
Construction Manager: Port Engineering/CIP Division  
WORK STATUS: 100% Completed

**15) PROJECT: Administration Building's Asbestos Tile Removal in 1<sup>st</sup>. & 2<sup>nd</sup>. Floor Common Areas**

P.O. NUMBER: 10688OF  
CONTRACTOR: South Pacific Environmental  
PROJECT AMOUNT: \$28,477.30  
FUNDING SOURCE: Port Authority of Guam  
CHANGE ORDER: \$4,850.00  
TOTAL AMOUNT: \$33,327.30  
NOTICE TO PROCEED: September 27, 2013  
COMPLETION TIME: October 10, 2013 (extended until 11/3/2013)  
PAYMENT TO DATE: \$33,327.30  
BALANCE TO DATE: \$0  
Construction Manager: Port Engineering/CIP Division  
WORK STATUS: 100% Completed



**PORT OF GUAM**  
 ATURIDAT / PUETTDN GUAHAN  
 Jose D. Leon Guerrero Commercial Port  
 1026 Cabras Highway, Suite 201, Piti, Guam 96925  
 Telephone: 671-477-5931/35 Facsimile: 671-477-2689/4445  
 Website: www.portguam.com



Eddie Baza Calvo  
 Governor of Guam  
 Ray Tenorio  
 Lieutenant Governor

November 27, 2013

**MEMORANDUM**

**TO:** Board of Directors  
**FROM:** General Manager  
**SUBJECT:** Gantry Crane 3 Maintenance

As reported at previous board meetings, an internal review was conducted by management and has determined the following:

**Outside Labor and Parts & Materials Breakdown**

Matson Invoice No.	Outside Labor	Parts & Materials	Credit memo	Total invoice
92959	\$81,040.04	\$5,886.19	None	\$86,926.23
92976	\$112,751.92	\$22,763.26	None	\$135,515.18
92992	\$51,205.83	\$5,249.91	(\$646.83) Parts & Materials	\$55,808.91
92999	\$92,125.37	\$938.64	None	\$93,064.01
93011	\$33,053.65	\$487.59	None	\$33,541.24
93018	\$129.95	NONE	None	\$129.95
<b>Total: Outside Labor &amp; Parts and Materials</b>	<b>\$370,306.76</b>	<b>\$35,325.59</b> <b>-\$646.83</b> <b>\$34,678.76</b> (less credit: \$646.83)	<b>Grand Total:</b>	<b>\$404,985.52</b>

As a way of background, the Port budgeted \$700K for outside labor and \$250K for parts/materials; totaling \$950K for maintenance and repair of gantry 3 for fiscal year 2013. The issue being presented is the repair and maintenance of gantry 3 continued to proceed which resulted in a financial shortfall specific to outside labor services. After having met with Matson on numerous occasions in how this matter evolved, it was suggested to Matson that a claim be filed with the Port for outside labor services.

In light of this, Matson has submitted a claim for additional cost overruns which is now being presented before the Board of Directors for further action.

  
 JOANNE M.S. BROWN

NOV 15 2013

**I MINA'TRENTAI DOS NA LIHESLATURAN GUÅHAN**  
**2013 (FIRST) Regular Session**


**CERTIFICATION OF PASSAGE OF AN ACT TO I MAGA'LAHEN GUÅHAN**

This is to certify that Substitute Bill No. 157-32 (COR), "AN ACT TO ADD A NEW § 5404 TO ARTICLE 8, CHAPTER 5 OF TITLE 5, GUAM CODE ANNOTATED, RELATIVE TO THE PROCEEDS DERIVED FROM THE DISPOSAL OF EXCESS OR SURPLUS SUPPLIES AND EQUIPMENT THAT ARE THE PROPERTY OF THE JOSE D. LEON GUERRERO PORT AUTHORITY OF GUAM (PAG)", was on the 12<sup>th</sup> day of November 2013, duly and regularly passed.



\_\_\_\_\_  
**Judith T. Won Pat, Ed.D.**  
**Speaker**


Attested:



\_\_\_\_\_  
**Tina Rose Muña Barnes**  
**Legislative Secretary**

.....

This Act was received by *I Maga'lahen Guåhan* this 15<sup>th</sup> day of Nov.,  
2013, at 11:28 o'clock A.M.



\_\_\_\_\_  
**Assistant Staff Officer**  
***Maga'lahi's Office***

APPROVED:

\_\_\_\_\_  
**EDWARD J.B. CALVO**  
***I Maga'lahen Guåhan***

Date: \_\_\_\_\_

Public Law No. \_\_\_\_\_

***I MINA'TRENTAI DOS NA LIHESLATURAN GUÅHAN***  
**2013 (FIRST) Regular Session**

**Bill No. 157-32 (COR)**

As substituted by the Author;  
and amended on the Floor.

Introduced by:

T. C. Ada  
R. J. Respicio  
B. J.F. Cruz  
V. Anthony Ada  
FRANK B. AGUON, JR.  
Chris M. Dueñas  
Michael T. Limtiaco  
Brant T. McCreadie  
Tommy Morrison  
T. R. Muña Barnes  
Vicente (ben) C. Pangelinan  
Dennis G. Rodriguez, Jr.  
Michael F. Q. San Nicolas  
Aline A. Yamashita, Ph.D.  
Judith T. Won Pat, Ed.D.

**AN ACT TO ADD A NEW § 5404 TO ARTICLE 8,  
CHAPTER 5 OF TITLE 5, GUAM CODE ANNOTATED,  
RELATIVE TO THE PROCEEDS DERIVED FROM THE  
DISPOSAL OF EXCESS OR SURPLUS SUPPLIES AND  
EQUIPMENT THAT ARE THE PROPERTY OF THE  
JOSE D. LEON GUERRERO PORT AUTHORITY OF  
GUAM (PAG).**

1 **BE IT ENACTED BY THE PEOPLE OF GUAM:**

2 **Section 1. Legislative Findings and Intent.** *I Liheslaturan Guåhan* finds  
3 that the Port Authority of Guam procures supplies and equipment using revenues  
4 generated from rates and tariffs charged to its customers/ratepayers, and *not* from

1 the government of Guam General Fund. When these supplies and equipment  
2 become excess or surplus, the disposal thereof is conducted in accordance with  
3 Guam Procurement law and regulations. *I Liheslaturan Guåhan* further finds that  
4 an objective of the government of Guam supply management program is to obtain  
5 a fair return of value upon disposal of surplus or excess supplies and equipment.

6 *I Liheslaturan Guåhan* further finds that net proceeds from the disposal of  
7 surplus supplies and equipment are credited to the General Fund, in accordance  
8 with Guam Procurement law *unless* otherwise exempted. It is the intent of *I*  
9 *Liheslaturan Guåhan* to credit the net proceeds from the disposal of PAG surplus  
10 supplies and equipment back to PAG for the purpose of supplementing its  
11 operations and maintenance budget.

12 **Section 2.** A new §5404 is hereby *added* to Article 8, Chapter 5 of Title 5,  
13 Guam Code Annotated, to read as follows:

14 **“§ 5404. Disposal of Excess Supplies and Surplus Equipment**  
15 **by the Port Authority of Guam.** Notwithstanding the provisions of §5403  
16 (Allocation of Proceeds from Sale or Disposal of Surplus Supplies), when  
17 the Port Authority of Guam engages in disposing of excess or surplus  
18 supplies and equipment that were purchased with funds generated from  
19 rates, tariffs, or other sources of the Port Authority of Guam and *not* from  
20 the General Fund, ninety percent (90%) of the total proceeds from the sale,  
21 lease or disposal *shall* revert to the Port Authority of Guam and the  
22 remaining ten percent (10%) of the total proceeds *shall* be deposited into the  
23 Guam Procurement Advisory Council Support Fund, and *shall* be  
24 administered in accordance with §5906 of this Chapter. The Port Authority  
25 of Guam *shall not* transfer, sell, trade-in, or otherwise dispose of supplies  
26 and equipment owned by the Port Authority of Guam without the  
27 authorization of the Port Authority’s Board of Directors.”

1           **Section 3. Effective Date.** This Act *shall* become effective upon  
2 enactment.

3           **Section 4. Severability.** *If* any of the provisions of this law or its  
4 application to any person or circumstance is found to be invalid or contrary to law,  
5 such invalidity *shall not* affect other provisions or applications of this law which  
6 can be given effect without the invalid provisions or application, and to this end the  
7 provisions of this law are severable.



**PORT OF GUAM**  
ATURIDAT I PUETTON GUAHAN  
**Jose D. Leon Guerrero Commercial Port**  
1026 Cabras Highway, Suite 201, Piti, Guam 96925  
Telephone: 671-477-5931/35 Facsimile: 671-477-2689/4445  
Website: [www.portguam.com](http://www.portguam.com)



Eddie Baza Calvo  
Governor of Guam  
Ray Tenorio  
Lieutenant Governor

November 29, 2013

**MEMORANDUM**

**TO:** Board of Directors  
**FROM:** General Manager  
**SUBJECT:** Capital Improvements – Facility Refurbishment: CFS Building

---

An assessment was performed by EA Engineering, Program Management Team of the Maritime Administration on the Container Freight Station (CFS) and it was concluded that refurbishment is necessary for spalling, crack repairs and roof joint re-sealant for 3 Bays. The cost proposal is approximately \$25,000.00.

Based on this, Board approval is being requested to authorize management to use the Facility Maintenance Fee to cover this repair cost.

I am available should you have any questions.

  
JOANNE M.S. BROWN



**PORT OF GUAM**  
ATURIDAT I PUETTON GUAHAN  
Jose D. Leon Guerrero Commercial Port  
1026 Cabras Highway, Suite 201, Piti, Guam 96925  
Telephone: 671-477-5931/35 Facsimile: 671-477-2689/4445  
Website: [www.portguam.com](http://www.portguam.com)



Eddie Baza Calvo  
Governor of Guam  
Ray Tenorio  
Lieutenant Governor

November 29, 2013

**MEMORANDUM**

**TO:** Board of Directors  
**FROM:** General Manager  
**SUBJECT:** Merit Bonus / Increment (Retirees & Inactive Employees)

---

As reported in previous board meetings, staff has completed with its examination and review of personnel files relating to retirees and inactive employees of the Port Authority of Guam. This exercise was to determine eligibility for purposes of merit bonus and/or increments. The examination concludes that a total of 70 retirees and inactive employees are eligible to receive merit bonuses and/or increments.

In light of this, Board action is being requested to authorize management to use lapse funds in the amount of \$191,795.00 from salaries and benefits of approved positions in the FY2014 budget that have yet to be filled.

I am available should you have any questions.

  
JOANNE M.S. BROWN





## N.C. MACARIO & ASSOCIATES, INC.

Engineering \* Planning \* Construction Management \* Value Engineering  
270 Guerrero Dr aka Pick a Nail Rd Tamuning, GU 96913 \* Tel: 671 646-0947/48 Fax: 671 646-0901  
P.O. Box 784 Hagatna, GU 96932 \* e-mail: ncm@guam.net and ncm@ncmacario.com

**RECEIVED**

*ESC* 11/26/13

November 25, 2013

Ms. Joanne M.S. Brown  
General Manager  
Port Authority of Guam

Thru: Mr. Simeon Delos Santos  
Engineering Manager

**RE: Design Cost Proposal for Additional G.D.Perez Marina Phase III Scoping.**

Dear Ms. Brown,

We are please to officially submit the proposal for the design services for the above subject.

**A. Project Description:** The existing Gregorio D. Perez Marina is undergoing renovation that consist of driving new sister piles in front of existing piles and provide new concrete jacket and bulkhead. Including new railings.

**B.** The water quality permit extended to Port Authority of Guam for the construction of Gregorio D. Perez Marina Renovation and Site Improvement, Phase II program specifically requires the Phase III program to include the retrofitting of the existing oil-water separator with local filtered water percolation to comply with the current stormwater discharge regulation. Current surface stormwater runoff at Gregorio D. Perez Marina north pier is polluting the marina basin, the future construction of Phase 3 marina renovation shall be repackaged to include provisions to comply with the Clean Water Act Amendments of 1987.

**C. Scope of Services:**

1. Conduct redesign of the existing oil water separator to include retrofitting of the existing chamber and add local percolation of the existing oil-water separator to comply with the current stormwater discharge regulation.
2. Provide design of the storm drainage at North Pier area to be included in Gregorio D. Perez Marina Renovation and Site Improvements, Phase III project to comply with environmental regulations of preventing direct release of pollutants from surface runoff to the Marina basin.
3. Provide the civil design and drawings of asphalt pavement at North Pier area to be included in Gregorio D. Perez Marina Renovation and Site Improvements, Phase III project.
4. Repair the damaged asphalt parking pavement at the Marina entrance to the marina restrooms
5. Replace existing street light pole system with new heavy duty galvanized steel light poles with LED lighting including new underground conduit homerun, wirings and new light pole foundations.
6. Interior renovation of existing toilet by replacing floor and wall tiles, provide new plumbing fixtures, new doors and exterior shower head and valves. Provide design to include new interior and exterior wall painting.



## N.C. MACARIO & ASSOCIATES, INC.

Engineering \* Planning \* Construction Management \* Value Engineering  
270 Guerrero Dr aka Pick a Nail Rd Tamuning, GU 96913 \* Tel: 671 646-0947/48 Fax: 671 646-0901  
P.O. Box 784 Hagatna, GU 96932 \* e-mail: ncm@guam.net and ncm@ncmacario.com

7. Design of new waiting shed to be constructed at concrete paved area near the Dock A ramp.
8. Full design drawings shall be submitted to Port Authority of Guam for approval by 60%, 100% and final submittal increment.

**D. Time of Completion:** We are ready to meet the completion schedule as necessary to expedite the completion of the above scope for inclusion of the G.D. Perez Marina Renovation and Site Improvement Phase III program.

**E. Compensation:** Based on the Scope of Services, we propose a total fee of One hundred twenty one thousand five hundred forty three and 39/100 dollars (\$121,543.39).

We hope that this proposal meets all your requirements. Your approval and signature in the space indicated would form an agreement for services; when executed please return one signed copy, which will serve as our Notice to Proceed (NTP). We appreciate this opportunity of presenting this proposal and we look forward to working with you in this project. If you have any questions or require further information please do not hesitate to call me at 646-0947 or via fax at 646-0901.

Sincerely,

Nemencio C. Macario, P.E., S.E.  
President

Approved by: \_\_\_\_\_ Date \_\_\_\_\_  
Its: \_\_\_\_\_

Attachment:

1. A/E fee Itemization
2. Letter request for Fee Proposal

A/E FEE ITEMIZATION		N.C.MACARIO & ASSOCIATES, INC.						
PROJECT TITLE			DATE OF SCOPE		DATE OF EST.		WR NO.	
Design Revision of G.D.Perez Marina-Phase [I]			10/08/13		10/10/13		GDP MARINA-PH3	
LOCATION			Client					
Hagatna, Guam			PORT AUTHORITY OF GUAM					
ITEM	DESIGN SERVICES DISCIPLINE / WORK TYPE	NO. OF DWGS	PROFESSIONAL			SUB-PROFESSIONAL		
			MHR	RATE	COST	MHR	RATE	COST
1	PROJECT MANAGER		32	75.80	2425.60		0.00	0.00
2	PROJECT ENGINEER		52	61.96	3221.92		32.00	0.00
3	ARCHITECTURAL		48	73.80	3542.40	72	32.00	2304.00
4	ENVIRONMENTAL		16	57.75	924.00	16	32.00	512.00
5	STRUCTURAL		32	61.96	1982.72	48	32.00	1536.00
6	CIVIL		48	61.96	2974.08	72	32.00	2304.00
7	MECHANICAL			61.96	0.00		32.00	0.00
8	ELECTRICAL		52	61.96	3221.92	78	32.00	2496.00
9	SPEC/REPORT WRITER		16	52.49	839.84	16	32.00	512.00
10	COST ESTIMATOR		0	52.49	0.00	16	32.00	512.00
11	TYPIST			0.00	0.00	40	28.00	1120.00
12	<b>TOTALS</b>				18132.48			11296.00
13								
14	TOTAL DIRECT LABOR (Professional and Sub-Professional))							\$30,428.48
15	OVERHEAD		138.2% X LINE 14				42052.18	
16	TOTAL DIRECT LABOR AND OVERHEAD (LINES 14 AND 15)							\$72,480.64
17	PROFIT and GRT		14.17% X LINE 16				10270.51	
18	<b>TOTAL FEE FOR DESIGN SERVICES (LINES 16 AND 17)</b>							<b>\$82,751.15</b>
<b>B</b>	<b>ENGINEERING SERVICES, REPRODUCTION AND TRAVEL</b>							
1								
2	TOPOGRAPHIC SURVEY (Itemized on supplement sheet)							20009.43
3	FIELD INVESTIGATION (Itemized on supplement sheet)							\$11,711.71
4	REPRODUCTION (Reports, Calcs, Estimate & Sketch)							2507.95
5	OTHER SPECIAL COSTS (US COE Permit Modification)							0.00
6	TRAVEL - REIMBURSABLE (Itemized on supplement sheet)							
7	<b>TOTAL FEE FOR ENGINEERING SERVICES, REPRODUCTION AND TRAVEL</b>							<b>\$34,229.09</b>
<b>C</b>	<b>Meetings and Coordination Report Prep</b>		PROFESSIONAL			SUB-PROFESSIONAL		
	DISCIPLINE / WORK TYPE		MHR	RATE	COST	MHR	RATE	COST
1	ENGINEERING SUPPORT/ MAINT PLANS							
2	PROJECT MANAGER		8	75.80	606.40		32.00	0.00
3	PROJECT ENGINEER		8	61.96	495.68		32.00	0.00
4	RESEARCH/REVIEW AS BUILT DRAWINGS		4	61.96	247.84	4	32.00	128.00
5	REVIEW SUBMITTALS			57.75	0.00		32.00	0.00
6	CONSTRUCTION SUPPORT			61.96	0.00		32.00	0.00
7	AS-BUILT PREPARATION			61.96	0.00		32.00	0.00
8	SECURE & COORDINATE BUILDING PERMIT						32.00	0.00
9	INSPECTOR/EXPEDITER/TYPIST					8	25.00	200.00
10	TOTAL DIRECT LABOR (Lines 1 to 8, Professional & Sub professional)				\$1,349.92	\$1,677.92		
11	OVERHEAD		138.20% X Line 10				2318.89	
12	TOTAL DIRECT LABOR AND OVERHEA ( Lines 10 and 11 )							\$3,996.81
13	PROFIT and GRT		14.17% X Line 12				566.35	
14	<b>TOTAL FEE FOR CONSTR. CONTRACT SUPPT. SERVICES (Lines 12 and 13)</b>							<b>\$4,563.15</b>
<b>GRAND TOTAL FEE: DESIGN, ENGINEERING SERVICES, TRAVEL AND CCSS</b>							<b>\$121,543.89</b>	



14	TOTAL DIRECT LABOR	(Professional and Sub-Professional))						\$4,306.52
15	OVERHEAD	138.2% X LINE 14						5,951.61
16	TOTAL DIRECT LABOR AND OVERHEAD (LINES 14 AND 15)							\$10,258.13
17	PROFIT AND GRT	14.17% X LINE 16						1453.58
18	<b>TOTAL FEE FOR FIELD INVESTIGATION</b>							<b>\$11,711.71</b>
<b>B.4</b>	<b>REPRODUCTION</b>							
ITEM	DISCIPLINE / WORK TYPE		Sheets	Submittals	Per Sheet/Sub.	QTY	UNIT COST	COST
1	DRAWING		16.00	3.00	48.00	48	8.00	384.00
2	MYLAR		0.00				21.00	0.00
3	REPORT/SPECS/CALCS		180.00	3.00	540.00	540	0.75	405.00
4	EST., SCHED.		24.00	3.00	72.00	72	1.85	133.20
5	<b>TOTALS</b>							922.20
6								
7	TOTAL DIRECT LABOR	(Professional and Sub-Professional))						\$922.20
8	OVERHEAD	138.2% X LINE 14						1,274.48
9	TOTAL DIRECT LABOR AND OVERHEAD (LINES 14 AND 15)							\$2,196.68
10	PROFIT AND GRT	14.17% X LINE 16						311.27
11	<b>TOTAL FEE FOR REPRODUCTION</b>							<b>\$2,507.95</b>
<b>B.5</b>	<b>OTHER SPECIALIST SERVICES</b>							
ITEM	DISCIPLINE / WORK TYPE					MHR	RATE	COST
1	SUB-CONSULTANT-RENEW PERMIT					1	0.00	0.00
2	USCOE-PERMIT					1	0.00	0.00
3	COLOR RENDERINGS							0.00
4	SOLAR ENERGY STUDY							0.00
5	ASBESTOS SPECIALIST/TECHN							0.00
6	INDUSTRIAL HYGIENIST							0.00
7	<b>TOTALS</b>							0.00
8								
9	TOTAL DIRECT LABOR	(Professional and Sub-Professional))						\$0.00
10	OVERHEAD	138.2% X LINE 14						0.00
11	TOTAL DIRECT LABOR AND OVERHEAD (LINES 14 AND 15)							\$0.00
12	PROFIT AND GRT	14.17% X LINE 16						0.00
13	<b>TOTAL FEE FOR OTHER SPECIALIST SERVICES</b>							<b>\$0.00</b>
<b>B.6</b>	<b>TRAVEL, ACCOMMODATION, TRANSPORTATION</b>							
ITEM	DISCIPLINE / WORK TYPE		NO OF PERSON	RATE	UNIT	NO. OF DAYS	COST	TOTAL COST
1	AIR FARE		0	185.00	EA	1	\$ -	
2	ACCOMMODATION/TRANSPORTATION		0	150.00	NIGHT	1.0	\$ -	
3	CAR RENTAL-PARKING		0	60.00	DY	2	\$ -	
4	TOTAL DIRECT COST							\$0.00
5	G&A AND GRT	14.17% X LINE 4						0.00
6	<b>TOTAL FEE FOR TRAVEL, ACCOMMODATION &amp; TRANSPORTATION</b>							<b>\$0.00</b>



**PORT OF GUAM**  
ATURIDAT I PUETTON GUAHAN  
Jose D. Leon Guerrero Commercial Port  
1026 Cabras Highway Suite 201, Piti, Guam 96925  
Telephone: 671-477-5931/35 Facsimile: 671-477-2689/4445  
Website [www.portguam.com](http://www.portguam.com)



Eddie Baza Calvo  
Governor of Guam  
Ray Tenorio  
Lieutenant Governor

November 6, 2013

**VIA Email: [ncm@ncmacario.com](mailto:ncm@ncmacario.com)**

Mr. Nemencio C. Macario, P.E., S.E.  
N. C. Macario & Associates, Inc  
P.O. Box 784  
Hagatna, Guam 96932

**RE: Agana Marina Upgrade Phase III, Additional A/E Design and Repackaging of Bid Documents**

Dear Mr. Macario:

Thank you for the submission of your initial fee proposal that was based on the Port Planning and Engineering Division scope of work. After the recent completion of Phase II the Port was left with some excess funds that needed reprogramming to other projects. However, before doing so, it was necessary to set aside funding for the repackaging of Phase III, that would enable the Port to make necessary improvements such as the installation of oil water separators, paving north of the marina, upgrades to the electrical/lighting system, upgrades to the bathroom facilities and the design of an open concrete structure to replace the existing canopies in front of the marina that welcomes off island visitors. In addition, the repackaging of Phase III, would ensure that the bid documents will be in compliance with the latest environmental requirements, to address any permitting issues that may surface.

Therefore, this letter serves as a formal request for you to submit your final Fee Proposal, so that it can be entertained by the Port Board of Directors for approval.

Should you have any questions on this subject, please contact the Port's Engineer Manager Mr. Simeon Delos Santos at 477-5931-35 ext. 430.

Sincerely,

  
IOANNE M.S. BROWN  
General Manager

cc: Interim Deputy General Manager  
Deputy General Manager, Admin/Finance  
Engineer Manager  
Chief Planner  
Procurement Manager

**Port Authority of Guam  
Board of Directors Regular Meeting  
December 12, 2013**

**Executive Summary**

**Request for Proposal PAG-013-002  
A/E Design Consulting Service**

**PURPOSE:**

Request the Board of Directors to approve the contract award to AM Orient, Engineering, pursuant to the above RFP.

**BACKGROUND:**

On July 19, 2013 the Port Authority of Guam issued and Request for Proposal for the A/E Design Consulting Service for the Port. Twelve (12) firms expressed interest in the project by purchasing the RFP packet. Seven (7) firms responded with the submittal of their proposals on August 8, 2013. An Evaluation Committee, selected by the General Manager, reviewed all proposals and as a result of their evaluation, AM Orient Engineering was selected as the most qualified and highest ranked offeror.

A Fee Proposal was received by the Port Authority on October 17, 2013. The Negotiation Committee selected by the General Manager met internally on November 5, 2013 to discuss AM Orient's Fee Proposal. Meetings were schedule earlier with AM Orient, however due to the storm conditions at the time and the unavailability of participants, the meetings were rescheduled twice. A counter proposal was forwarded to AM Orient Engineering on November 5, 2013. AM Orient Engineering responded to PAG's counter to the fee proposal. A meeting was held with AM Orient Engineering to discuss their response to PAG's counter on November 21, 2013. A Revised Fee Proposal was submitted by AM Orient Engineering immediately after the meeting, reflecting the acknowledgement of the mutually agreed upon and acceptable fee. The Committee, therefore, successfully completed the cost negotiations and has determined the fees to be fair and reasonable. A copy of the Record of Negotiations is attached for your reference.

**LEGAL REVIEW:**

A draft contract will be forwarded to the legal counsel for review and approval as to form. Upon completion of this review, the contract form will be executed by both parties and Notice to Proceed will be issued to AM Orient Engineering.

**FINANCIAL REVIEW:**

Funding for this service is through the approved Capital Improvement Project Budget.

**RECOMMENDATION:**

Management requests the Board of Directors' motion to approve the award for the A/E Design Consulting Service contract in the amount of \$182,000.00, to AM Orient Engineering for the implementation of Task Order No. 1 as required by the RFP. AM Orient Engineering has been deemed to have met all the requirements set forth in the RFP and is consistent with the Guam Procurement Regulations.



**PORT OF GUAM**  
ATURIDATI PUETTON GUAHAN  
Jose D. Leon Guerrero Commercial Port  
1026 Cabras Highway, Suite 201, Piti, Guam 96925  
Telephone: 671-477-5931/35 Facsimile: 671-477-2689/4445  
Website [www.portguam.com](http://www.portguam.com)



Eddie Baza Calvo  
Governor of Guam  
Ray Tenorio  
Lieutenant Governor

November 22, 2013

**MEMORANDUM**

**TO:** Joanne M.S. Brown  
General Manager

**FROM:** Alma B. Javier  
Procurement & Supply Manager

**SUBJECT:** Record of Fee Negotiations – Recommendation  
RFP No. PAG-013-002 A/E DESIGN CONSULTING SERVICES

---

As a result of the RFP evaluation process, the Port Authority of Guam (PAG) solicited cost proposal from **AM Orient** who was selected as the highest ranked proposer to provide for the A/E Design Consulting Services. The established Cost Negotiation committee (Team) consisted of the following:

- Simeon Delos Santos
- Richard Quiambao
- Dora C. Perez

On October 17, 2013, the PAG's Cost Negotiation Committee initially received a proposed fee for Task Order No. 1 (attachment No. 1). The initial fee proposal from AM Orient was \$264,743.75. The negotiation committee members met on November 5, 2013 to review the initial submittal and reduced the amount to \$148,017.11 (attachment 2), a reduction of the proposed fee by 42%. The PAG provided the counter proposal to AM Orient on November 5, 2013.

AM Orient responded to PAG's counter proposal on November 21, 2013 proposing a 26% reduction from the original proposal which resulted in the amount of \$182,000.00 (attachment 3). The committee convene and met with AM Orient on November 21, 2013 to discuss their second submittal. Representing AM Orient were Fred Schmidt, Contracts Administrator and Cozette Villena.

After the discussion on the second proposal, the Negotiation committee and upon mutual agreement with AM Orient, has determined the negotiated fees for Task Order No. 1 as fair and reasonable; therefore recommends the following:


- The amount of \$182,000.00 for Task Order No. 1 which consist of the improvements of
  - 1) Lower Tower,
  - 2) High Tower and
  - 3) CFS




- AM Orient will provide 6 sets of Design and Technical Specification package

The Negotiation Committee therefore recommends the approval of the fee agreed upon on November 21, 2013 for Task Order No. 1. The Scope of Services required in the RFP will be administered through Task Orders (attachment 4). Any Subsequent Task Orders shall be agreed upon by both parties. The contract term will be a period of one (1) year with the option to renew annually for up to four years but not to exceed the total contract term of five (5) years.



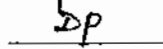
Should you have any questions or need to discuss the above matter further, I am available at your request.

  
Alma B. Javier

**APPROVED:**

  
Joanne M.S. Brown General Manager

**Concurred by Negotiations Committee:**

Simeon Delos Santos   
Richard P. Quiambao   
Dora C. Perez 



**PORT OF GUAM**

ATURIDATI / PUETTON GUAHAN

Jose D. Leon Guerrero Commercial Port

1026 Cabras Highway, Suite 201, Piti, Guam 96925

Telephone: 671-477-5931/35 Facsimile: 671-477-2689/4445

Website: [www.portguam.com](http://www.portguam.com)



Eddie Baza Calvo  
Governor of Guam

Ray Tenorio  
Lieutenant Governor

November 29, 2013

**MEMORANDUM**

TO: Board of Directors

FROM: General Manager

SUBJECT: Travel Authorization Request:  
**FEMA WMD RAD/NUC HazMat Tech Course**

---

FEMA Weapons of Mass Destruction Radiological/Nuclear Hazardous Material Technicians Course prepares the HazMat technician to respond to an incident involving radiological or nuclear weapon, such as a radiological dispersal device or an improvised nuclear device. The course also provides the participants with:

- conscious awareness of the fundamentals of radiation, health effects, recognition, terrorist use of radiation and radiological material.
- hands-on experience with radiation fields while learning the basic operation of radiation detectors and dosimeters.
- training on how to use instruments to conduct surveys of personnel, vehicles, facilities and outdoor areas.

The following port employee identified to attend the training is Mr. Ernest G. Candoleta, Maintenance Manager. This course is scheduled for January 13-16, 2014 held in Las Vegas, Nevada.

Your approval is being requested to allow this employee to attend the training indicated above. Please be informed that this training is 100% federally funded.

I am available should you have any questions.

  
JOANNE M.S. BROWN



**PORT OF GUAM**  
ATURIDAT I PUEYTON GUAHAN  
**Jose D. Leon Guerrero Commercial Port**  
1026 Cabras Highway, Suite 201, Piti, Guam 96925  
Telephone: 671-477-5931/35 Facsimile: 671-477-2689/4445  
Website: [www.portguam.com](http://www.portguam.com)



Eddie Baza Calvo  
Governor of Guam  
Ray Tenorio  
Lieutenant Governor

December 2, 2013

**MEMORANDUM**

**TO:** Board of Directors  
**FROM:** General Manager  
**SUBJECT:** Travel Authorization Request:  
**APP 2014 Winter Conference**

---

Association of Pacific Ports will be holding its 2014 Winter Conference on January 16-17, 2014 held in Kauai, Hawaii.

As the Port Authority of Guam is currently a member of the Association of Pacific Ports, participation in this conference would be beneficial to the Port as the conference will be addressing port industry issues and economic trends. This will also allow for an opportunity to network with various other members within the association in sharing ideas and best practices relating to port operations and activities.

Board approval is hereby being requested for Board of Director Christine Baletto and General Manager Joanne Brown to attend the conference.

I am available should you have any questions.

  
MARIA D.R. TATTANO  
*Acting*



# Association of Pacific Ports 2014 Winter Conference January 16-17, 2014 Kauai, Hawaii

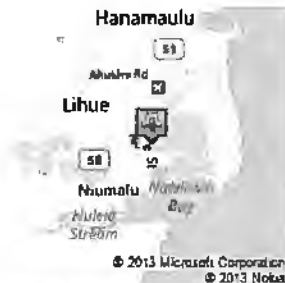
## When

Thursday January 16, 2014  
-to-  
Friday January 17, 2014

[Add to Calendar](#)

## Where

Marriott Kauai Resort  
3610 Rice Street  
Lihue, Hawaii 96766  
Phone: 800-220-2925 / 877-622-3140



[Driving Directions](#)

## Hotel Sleeping Block

Marriott Kauai Resort  
\$205 Run of the House (+ taxes)  
\$225 Ocean View (+ taxes)  
Note: There is also a one-time \$8/adult portorage fee which covers the handling of your luggage upon arrival and departure

Rate includes complimentary airport shuttle, self-parking for 1 vehicle per room and internet access. The daily resort fee is waived.

Room block rates are available from January 13 through January 20, 2014. If you would like to arrive earlier or later than these dates, please let us know.



Room block expires on Monday, December 16, 2013 so please book your room early

## Conference Information:

Please click on the links below to [REGISTER](#) for the Conference and to [RESERVE](#) your hotel room.

Don't miss this chance to discover more about timely port industry issues and economic trends. Incredible speakers will inform and inspire you with informative presentations. Hear firsthand perspectives from key port industry leaders, learn what's new at other ports, and network with colleagues – all in beautiful Kauai, Hawaii!

Your companion is welcome to join APP delegates at no extra cost for meals and a special companion tour and lunch on Friday. Your companion is also invited to join us for golf on Thursday morning (RSVP and extra fee required).

Our venue, the Marriott Kauai Resort, is an affordable ocean front retreat situated on a relaxing cove.



## Conference Schedule:

### Thursday, January 16, 2014

7:00 am - Optional Golf Networking Outing ([RSVP & Extra Fee Required](#)) (Delegates & Companions)

11:30 am - Conference Check-In/Registration in Puna Court outside of the Puna Ballroom

*Note - may include a morning plenary session and luncheon depending on when port tour is scheduled.*

1:00-2:30 pm - APP Executive Committee Meeting in Kipu Room (*this may be moved to the morning*)

2:30 pm - Networking and Refreshments in Puna Ballroom A&B

3:00-5:00 pm - Plenary Sessions in Puna Ballroom A&B

5:00-5:30 pm - Free Time

5:30 pm - Dinner (Delegates & Companions)

### Friday, January 17, 2014

Hotel's cancellation policy: Cancellations within 72 hours prior to arrival will be charged one night's room and tax charges.



**Ground Transportation**

**Options:**

If you wish to rent a car, we suggest you use a site such as [Kayak](#) to aid in your search.

We have free overnight parking included with your room at the Marriott Resort and there is also a free airport shuttle.

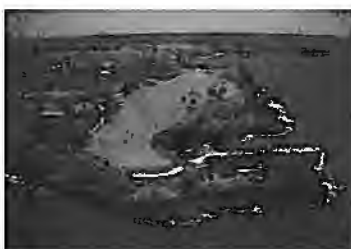
Feel free to contact APP Staff with any questions.

**Golf and Network Outing:**



Make plans to join us on Thursday morning, January 18th, to play golf while networking at a beautiful Golf Course at the resort. Conference registrants and their companions are invited to play for an additional fee of \$50/each.

Space is limited and Advance Reservations are REQUIRED.



**Contact:**

Association of Pacific Ports  
 Lisa Pomasl, Executive Director  
 Brian Wright, Operations Manager  
 Kerstan Green, Administrative Asst

- 7:30-9:00 am - Breakfast in Puna Ballroom C&D (Delegates & Companions)
- 9:00am -12:00 pm - Plenary Sessions and Networking Break in Puna Ballroom A&B
- 9:30 am - Companions depart for Tour and Lunch
- 12:00-1:15 pm - Lunch in Puna Ballroom C&D (Delegates)
- 1:15-3:30 pm - Plenary Sessions and Networking Break in Puna Ballroom A&B
- 3:30 pm - APP Full Board of Directors Meeting (1 delegate from each Port needs to attend)
- 4:30-6:00 pm - Free Time
- 6:00-8:00 pm - Dinner Buffet and Upcoming Events Preview in Puna Ballroom C&D (Delegates & Companions)
- 8:00 pm - Conference Adjourns

\*\*\*\*\* NOTE: There will also be a tour of one of the Kauai Harbors, but date and time has not been determined yet.

**Confirmed Speakers:**

- To be announced

[Click Here to Register](#)

We now accept credit card payments through PayPal!  
 You may also pay by cash, check, or traveler's checks.

EARLY Conference Registration Rates:  
Register by December 13, 2013 to receive these great rates!  
 Member Rate: \$425 USD  
 Non-Member Rate: \$625 USD  
 Rates increase by \$100 on December 14, 2013

-- SPECIAL INCENTIVE TO REGISTER EVEN EARLIER --  
 REGISTER BY FRIDAY, NOVEMBER 22, 2013  
 TO BE ENTERED INTO A DRAWING.  
 YOU COULD BE ONE OF TWO LUCKY WINNERS  
 TO RECEIVE A \$50 AMAZON GIFT CARD!



*Cancellations are accepted and fully refunded if made on or before January 2, 2014.  
 Substitutions in personnel are accepted until January 16, 2014.  
 Please contact us with any questions about this policy.*

**Thank you to our sponsors:**

*A special thanks goes to Hawaii Harbors Division  
 for hosting this Conference!*

P.O. Box 903  
 Clackamas, Oregon 97015 USA  
 1-503-653-5868  
 APP@PacificPorts.org  
[www.PacificPorts.org](http://www.PacificPorts.org)



Join our other fans and follow us on Facebook for the most up to date information on APP events.



Thank you to our sponsors:



**Building Partnerships  
 Throughout the Pacific**

**Our valued sponsors receive recognition with:**

- Logos on the Conference Poster & in the Conference Program
- Recognition in all newsletters and Conference mailings prior to and after the Conference
- Option to include information or promotional items in Conference bags and verbal recognition at the specific event being sponsored
- Sponsorships of \$1,000 and higher also receive podium time to speak to the attendees at the event being sponsored, if so desired.

**We have a lot of fantastic sponsorship opportunities for you to choose from:**

- \$2,000 Dinner for Everyone - SPONSORED BY PORT OF LONGVIEW
- \$2,000 Dinner for Everyone
- \$1,500 Luncheon on Friday for Delegates
- \$1,000 Port Tour Transportation
- \$1,000 Breakfast on Friday for Everyone
- \$1,000 Dinner Entertainment on Thursday for Everyone
- \$1,000 Dinner Entertainment on Friday for Everyone - SPONSORED BY PORT OF HUENEME
- \$1,000 Golf Outing
- \$ 750 Companion Tour and Lunch on Friday
- \$ 750 Welcome Networking Break on Thursday
- \$ 750 Morning Networking Break on Friday
- \$ 750 Afternoon Networking Break on Friday

Sponsorships can be confirmed during online registration or by calling us at (503) 653-5868.